



WRD-750 Waveguide H-Bend with UG Square Cover Flange Operating from 7.5 GHz to 18 GHz

TECHNICAL DATA SHEET

PEWRD750B002

PEWRD750B002 is a WRD-750 double ridge waveguide bend that is a H-Plane Bend type with a UG style square cover flange. Our WRD-750 double ridge waveguide bend has a minimum frequency of 7.5 GHz and a maximum frequency of 18 GHz. WRD-750 waveguide bend PEWRD750B002 is part of over 40,000 RF, microwave and millimeter wave components available from Pasternack. This WRD-750 H-Bend waveguide with UG style flange can ship worldwide the same day as it is purchased as with our other available RF parts.

- WRD-750 Double Ridge waveguide
- H-plane bend
- UG Style Square Cover Flange
- 7.5 GHz to 18 GHz Frequency Range
- Comprehensive waveguide offerings also includes Waveguide Sections, Waveguide to Coax Adapters, Twists, Terminations, and more

Electrical Specifications

Description	Minimum	Typical	Maximum	Units
Frequency Range	7.5		18	GHz
VSWR			1.25:1	
Insertion Loss		0.4		dB

Mechanical Specifications

Waveguide Size WRD-750

Description	Flange 1	Waveguide	Flange 2
Flange Type	Square Cover		Square Cover
Flange Designation	UG	WRD-750	UG
Material	Brass	Copper	Brass

Size

Weight 0.5 lbs [226.8 g]

Compliance Certifications (see [product page](#) for current document)

Plotted and Other Data

Notes:

Click the following link (or enter part number in "SEARCH" on website) to obtain additional part information including price, inventory and certifications: [WRD-750 Waveguide H-Bend with UG Square Cover Flange Operating from 7.5 GHz to 18 GHz PEWRD750B002](#)



WRD-750 Waveguide H-Bend with UG Square Cover
Flange Operating from 7.5 GHz to 18 GHz

TECHNICAL DATA SHEET

PEWRD750B002

WRD-750 Waveguide H-Bend with UG Square Cover Flange Operating from 7.5 GHz to 18 GHz from Pasternack Enterprises has same day shipment for domestic and International orders. Our RF, microwave and millimeter wave products maintain a 99.4% availability and are part of the broadest selection in the industry.

Click the following link (or enter part number in "SEARCH" on website) to obtain additional part information including price, inventory and certifications: [WRD-750 Waveguide H-Bend with UG Square Cover Flange Operating from 7.5 GHz to 18 GHz PEWRD750B002](https://www.pasternack.com/wrd-750-waveguide-h-bend-ug-square-cover-flange-33-50-ghz-pe wrd750b002)

URL: <https://www.pasternack.com/wrd-750-waveguide-h-bend-ug-square-cover-flange-33-50-ghz-pe wrd750b002-p.aspx>

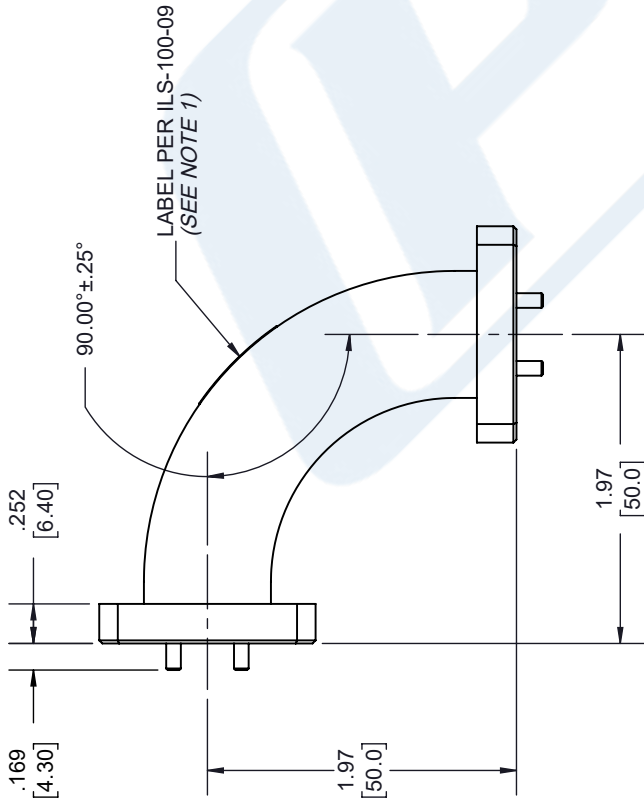
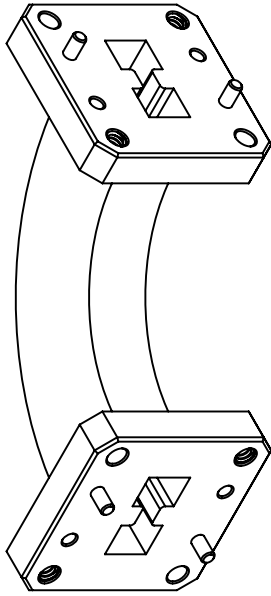
The information contained in this document is accurate to the best of our knowledge and representative of the part described herein. It may be necessary to make modifications to the part and/or the documentation of the part, in order to implement improvements. Pasternack reserves the right to make such changes as required. Unless otherwise stated, all specifications are nominal. Pasternack does not make any representation or warranty regarding the suitability of the part described herein for any particular purpose, and Pasternack does not assume any liability arising out of the use of any part or documentation.

PEWRD750B002 CAD Drawing

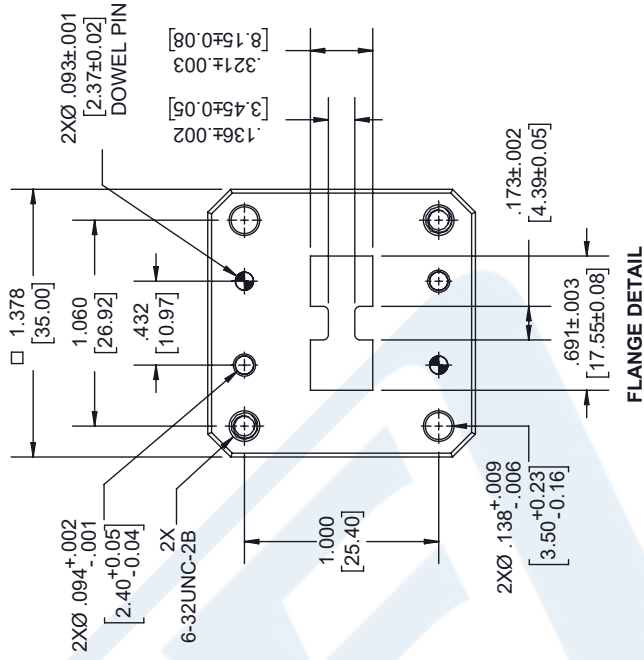
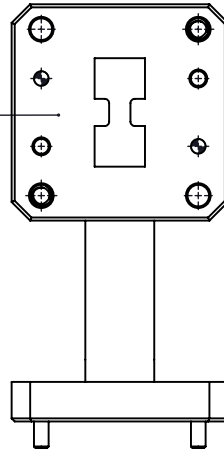
WRD-750 Waveguide H-Bend with UG Square Cover

Flange Operating from 7.5 GHz to 18 GHz

REVISIONS			
REV.	DESCRIPTION	DATE	APPROVED
A	INITIAL RELEASE	10/2/2020	S.PONG



WRD750 DOUBLE-RIDGE
FPWRD750D24 COVER FLANGE
TYP



FLANGE DETAIL

UNLESS OTHERWISE SPECIFIED
LEADING DIMENSIONS ARE INCHES
DIMENSIONS IN [] ARE MILLIMETERS

TOLERANCES:
 .X = ± .2 [5.08] FRACTIONS ± 1/32
 .XX = ± .02 [.51] ANGLES ± 1°
 .XXX = ± .005 [.13] CABLE LENGTH (L), TOLERANCES:
 L ≤ 12 [305] = +1 [25] / -0
 12 [305] < L ≤ 60 [1524] = +2 [51] / -0
 60 [1524] < L ≤ 120 [3048] = +4 [102] / -0
 120 [3048] < L ≤ 300 [7620] = +6 [152] / -0
 300 [7620] < L = +5% / -0
 ALL DIMENSIONS SHOWN
 ARE FOR REFERENCE ONLY.



THIRD-ANGLE PROJECTION
 THE INFORMATION AND
 DESIGN IN THIS DOCUMENT
 IS THE PROPERTY OF
 PASTERNAK CORPORATION
 ALL RIGHTS RESERVED.

SHEET 1 OF 1

SCALE N/A

REV A



Pasternack Enterprises, Inc.
 P. O. Box 16759, Irvine, CA 92623.
 Phone: 1.949.261.1920 | 1.866.727.8376

Fax: 1.949.261.7451
 Website: www.pasternack.com
 E-mail: sales@pasternack.com

SIZE A CAGE CODE 53919 DRAWN BY K.DANG ITEM NO. PEWRD750B002

NOTES:

- LABEL PER ILS-100-09. FOR INTERNAL REFERENCE ONLY.
 LABEL LOCATION FOR REFERENCE ONLY.

THESE COMMODITIES, TECHNOLOGY OR SOFTWARE WERE EXPORTED FROM THE UNITED STATES IN ACCORDANCE WITH THE EXPORT ADMINISTRATION REGULATIONS. DIVERSION CONTRARY TO U.S. LAW PROHIBITED.