



0.5 Watts Low Power WRD-180 Waveguide Load 18 GHz to 40 GHz, Brass

Waveguide Terminations Technical Data Sheet

PEWRD180TR1000

Features

- WRD-180 Double-Ridge Waveguide
- 18 to 40 GHz
- UG Style Square Cover Flange
- 1.15 Maximum VSWR
- 0.5 Watt Max Power Handling

Applications

- Testing and Instrumentation
- Precision measurements
- Prototyping and characterization
- Production Systems

Description

The PEWRD180TR1000 is a double-ridge waveguide termination (load) that is part of a family of high performance loads with UG style square cover flange. They are designed so that virtually all the applied power is absorbed, thus assuring a low VSWR. These standard terminations, offered in the Ka through W waveguide bands can dissipate 0.4 to 6 Watts of power depending on the specific band.

Electrical Specifications

Description	Minimum	Typical	Maximum	Units
Frequency Range	18		40	GHz
VSWR			1.15:1	
Input Power (CW)			0.5	Watts

Mechanical Specifications

Size

Length	4.29 in [108.97 mm]
Weight	0.5 lbs [226.8 g]

Description	Flange	Waveguide
Designation	UG	WRD-180
Type	Square Cover	
Material	Brass	Oxygen Free Hard Copper
Plating	Gold	Gold

Compliance Certifications (see [product page](#) for current document)

Notes:

Click the following link (or enter part number in "SEARCH" on website) to obtain additional part information including price, inventory and certifications: [0.5 Watts Low Power WRD-180 Waveguide Load 18 GHz to 40 GHz, Brass PE-WRD180TR1000](#)



0.5 Watts Low Power WRD-180 Waveguide
Load 18 GHz to 40 GHz, Brass

Waveguide Terminations Technical Data Sheet

PEWRD180TR1000

0.5 Watts Low Power WRD-180 Waveguide Load 18 GHz to 40 GHz, Brass from Pasternack Enterprises has same day shipment for domestic and International orders. Our RF, microwave and millimeter wave products maintain a 99.4% availability and are part of the broadest selection in the industry.

Click the following link (or enter part number in "SEARCH" on website) to obtain additional part information including price, inventory and certifications: [0.5 Watts Low Power WRD-180 Waveguide Load 18 GHz to 40 GHz, Brass PEWRD180TR1000](https://www.pasternack.com/0.4-watts-wrd-180-rf-load-75-110-ghz-instrumentation-grade-pewrd180tr1000-p.aspx)

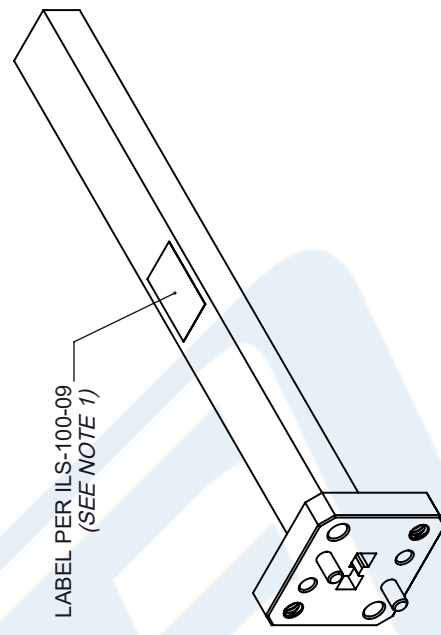
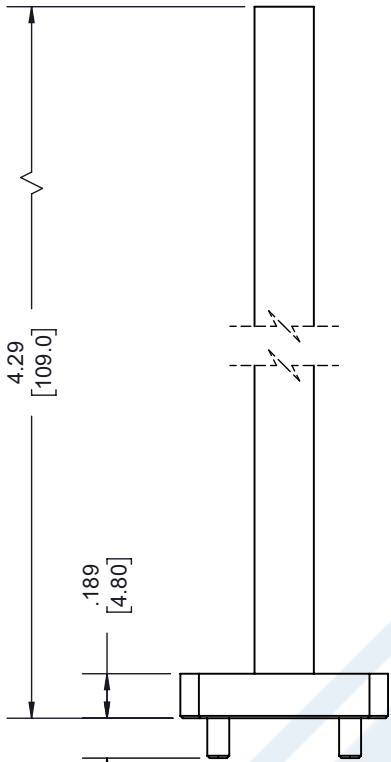
URL: <https://www.pasternack.com/0.4-watts-wrd-180-rf-load-75-110-ghz-instrumentation-grade-pewrd180tr1000-p.aspx>

The information contained in this document is accurate to the best of our knowledge and representative of the part described herein. It may be necessary to make modifications to the part and/or the documentation of the part, in order to implement improvements. Pasternack reserves the right to make such changes as required. Unless otherwise stated, all specifications are nominal. Pasternack does not make any representation or warranty regarding the suitability of the part described herein for any particular purpose, and Pasternack does not assume any liability arising out of the use of any part or documentation.

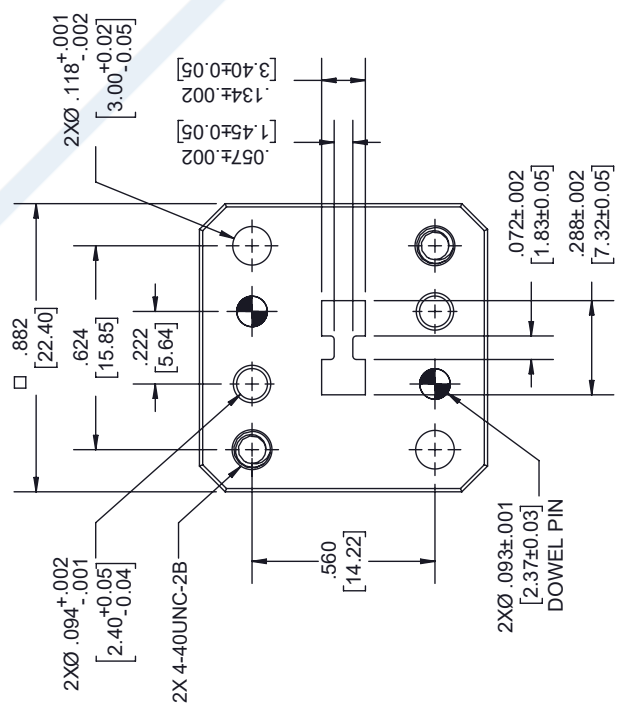
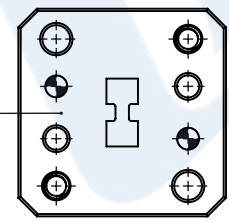
PEWRD180TR1000 CAD Drawing

0.5 Watts Low Power WRD-180 Waveguide Load 18 GHz to 40 GHz, Brass

REVISIONS			
REV.	DESCRIPTION	DATE	APPROVED
A	INITIAL RELEASE	10/2/2020	S.PONG



WRD180 DOUBLE-RIDGE
FPWRD180C24 COVER FLANGE



FLANGE DETAIL

NOTES:

1. LABEL PER ILS-100-09. FOR INTERNAL REFERENCE ONLY.
LABEL LOCATION FOR REFERENCE ONLY.

THESE COMMODITIES, TECHNOLOGY OR SOFTWARE WERE EXPORTED FROM THE UNITED STATES IN ACCORDANCE WITH THE EXPORT ADMINISTRATION REGULATIONS. DIVERSION CONTRARY TO U.S. LAW PROHIBITED.

UNLESS OTHERWISE SPECIFIED LEADING DIMENSIONS ARE INCHES DIMENSIONS IN [] ARE MILLIMETERS

TOLERANCES:
 .X = ±.2 [5.08]
 .XX = ±.02 [.51]
 .XXX = ±.005 [.13]

FRACTIONS ± 1/32
 ANGLES ± 1°

CABLE LENGTH (L), TOLERANCES:
 L ≤ 12 [305] = +1 [25] / -0
 12 [305] < L ≤ 60 [1524] = +2 [51] / -0
 60 [1524] < L ≤ 120 [3048] = +4 [102] / -0
 120 [3048] < L ≤ 300 [7620] = +6 [152] / -0
 300 [7620] < L = +5% / -0

ALL DIMENSIONS SHOWN ARE FOR REFERENCE ONLY.

PE PASTERNAK
an INFINITE brand

Pasternack Enterprises, Inc.
P. O. Box 16759, Irvine, CA 92623.
Phone: 1.949.261.1920 | 1.866.727.8376
Fax: 1.949.261.7451
Website: www.pasternack.com
E-mail: sales@pasternack.com

THIRD-ANGLE PROJECTION

THE INFORMATION AND DESIGN IN THIS DOCUMENT IS THE PROPERTY OF PASTERNAK CORPORATION ALL RIGHTS RESERVED.

SHEET 1 OF 1

SCALE N/A

REV A

ITEM NO. PEWRD180TR1000

DRAWN BY K.DANG

CAGE CODE 53919

SIZE A