



WRD-180 Waveguide H-Bend with UG Square Cover Flange Operating from 18 GHz to 40 GHz

TECHNICAL DATA SHEET

PEWRD180B002

PEWRD180B002 is a WRD-180 double ridge waveguide bend that is a H-Plane Bend type with a UG style square cover flange. Our WRD-180 double ridge waveguide bend has a minimum frequency of 18 GHz and a maximum frequency of 40 GHz. WRD-180 waveguide bend PEWRD180B002 is part of over 40,000 RF, microwave and millimeter wave components available from Pasternack. This WRD-180 H-Bend waveguide with UG style flange can ship worldwide the same day as it is purchased as with our other available RF parts.

- WRD-180 Double Ridge waveguide
- H-plane bend
- UG Style Square Cover Flange
- 18 GHz to 40 GHz Frequency Range
- Comprehensive waveguide offerings also includes Waveguide Sections, Waveguide to Coax Adapters, Twists, Terminations, and more

Electrical Specifications

Description	Minimum	Typical	Maximum	Units
Frequency Range	18		40	GHz
VSWR			1.3:1	
Insertion Loss		0.4		dB

Mechanical Specifications

Waveguide Size WRD-180

Description	Flange 1	Waveguide	Flange 2
Flange Type	Square Cover		Square Cover
Flange Designation	UG	WRD-180	UG
Material	Brass	Copper	Brass
Plating	Gold	Gold	Gold

Size

Weight 0.5 lbs [226.8 g]

Compliance Certifications (see [product page](#) for current document)

Plotted and Other Data

Notes:

Click the following link (or enter part number in "SEARCH" on website) to obtain additional part information including price, inventory and certifications: WRD-180 Waveguide H-Bend with UG Square Cover Flange Operating from 18 GHz to 40 GHz PEWRD180B002



WRD-180 Waveguide H-Bend with UG Square Cover
Flange Operating from 18 GHz to 40 GHz

TECHNICAL DATA SHEET

PEWRD180B002

WRD-180 Waveguide H-Bend with UG Square Cover Flange Operating from 18 GHz to 40 GHz from Pasternack Enterprises has same day shipment for domestic and International orders. Our RF, microwave and millimeter wave products maintain a 99.4% availability and are part of the broadest selection in the industry.

Click the following link (or enter part number in "SEARCH" on website) to obtain additional part information including price, inventory and certifications: [WRD-180 Waveguide H-Bend with UG Square Cover Flange Operating from 18 GHz to 40 GHz PEWRD180B002](https://www.pasternack.com/wrd-180-waveguide-h-bend-ug-383-flange-33-50-ghz-pewrd180b002-p.aspx)

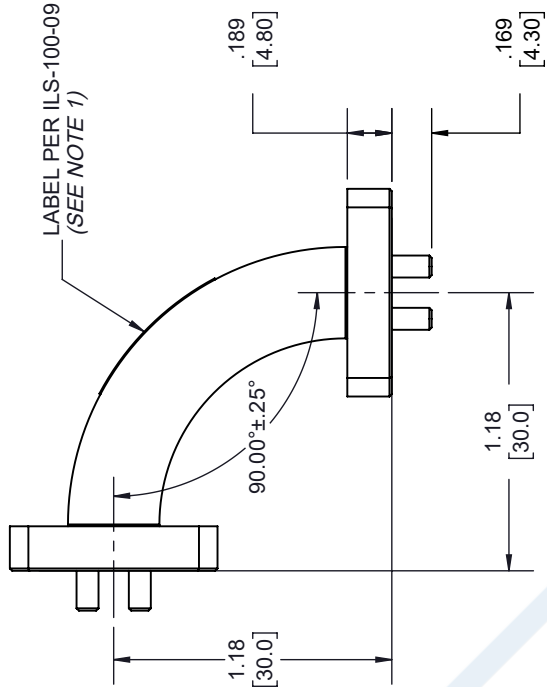
URL: <https://www.pasternack.com/wrd-180-waveguide-h-bend-ug-383-flange-33-50-ghz-pewrd180b002-p.aspx>

The information contained in this document is accurate to the best of our knowledge and representative of the part described herein. It may be necessary to make modifications to the part and/or the documentation of the part, in order to implement improvements. Pasternack reserves the right to make such changes as required. Unless otherwise stated, all specifications are nominal. Pasternack does not make any representation or warranty regarding the suitability of the part described herein for any particular purpose, and Pasternack does not assume any liability arising out of the use of any part or documentation.

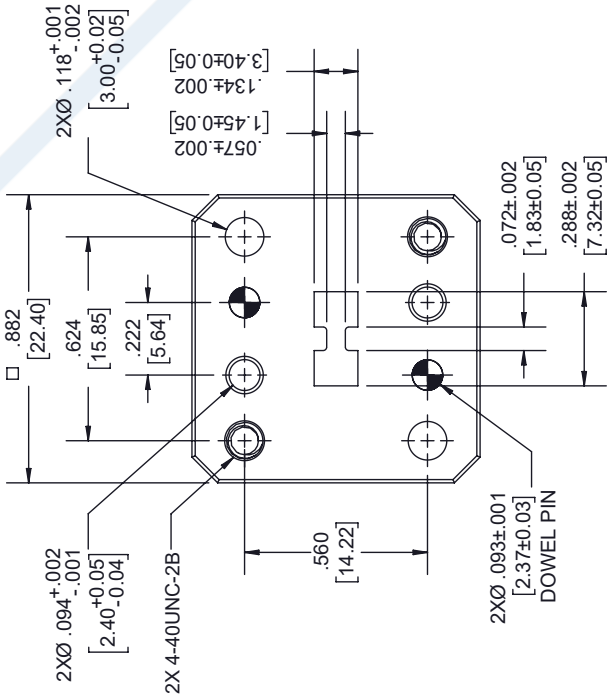
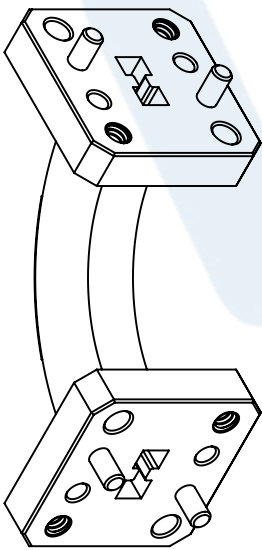
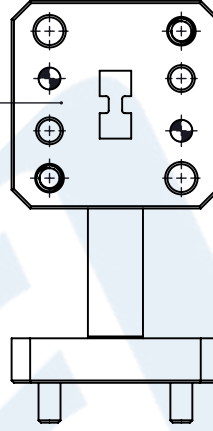
PEWRD180B002 CAD Drawing

WRD-180 Waveguide H-Bend with UG Square Cover
Flange Operating from 18 GHz to 40 GHz

REVISIONS			
REV.	DESCRIPTION	DATE	APPROVED
A	INITIAL RELEASE	10/2/2020	S.PONG



WRD180 DOUBLE-RIDGE
FPWRD180C24 FLANGE COVER
TYP



FLANGE DETAIL

NOTES:

- LABEL PER ILS-100-09 FOR INTERNAL REFERENCE ONLY.
LABEL LOCATION FOR REFERENCE ONLY.

THESE COMMODITIES, TECHNOLOGY OR SOFTWARE WERE EXPORTED FROM THE UNITED STATES IN ACCORDANCE WITH THE EXPORT ADMINISTRATION REGULATIONS. DIVERSION CONTRARY TO U.S. LAW PROHIBITED.

UNLESS OTHERWISE SPECIFIED
LEADING DIMENSIONS ARE INCHES
DIMENSIONS IN [] ARE MILLIMETERS

TOLERANCES:
 .X = ±.2 [5.08] FRACTIONS ± 1/32
 .XX = ±.02 [.51] ANGLES ± 1°
 .XXX = ±.005 [.13]
 CABLE LENGTH (L), TOLERANCES:
 L ≤ 12 [305] = +1 [25] / -0
 12 [305] < L ≤ 60 [1524] = +2 [51] / -0
 60 [1524] < L ≤ 120 [3048] = +4 [102] / -0
 120 [3048] < L ≤ 300 [7620] = +6 [152] / -0
 300 [7620] < L = +5% / -0

ALL DIMENSIONS SHOWN
ARE FOR REFERENCE ONLY.



THIRD-ANGLE PROJECTION
THE INFORMATION AND
DESIGN IN THIS DOCUMENT
IS THE PROPERTY OF
PASTERNAK CORPORATION
ALL RIGHTS RESERVED.

SHEET 1 OF 1

SCALE N/A

REV A



Pasternack Enterprises, Inc.
P. O. Box 16759, Irvine, CA 92623.
Phone: 1.949.261.1920 | 1.866.727.8376
Fax: 1.949.261.7451

Website: www.pasternack.com
E-mail: sales@pasternack.com

SIZE A CAGE CODE 53919 DRAWN BY K.DANG ITEM NO. PEWRD180B002