



WR-112 Waveguide 10 dB Broadwall Coupler, UG-51/U Square Cover Flange, E-Plane Coupled Port, 7.05 GHz to 10 GHz, Copper Alloy

Waveguide Couplers Technical Data Sheet

PEWCP1023A

The PEWCP1023A is a WR-112 Directional Broadwall waveguide coupler that operates in the frequency range of 7.05 to 10 GHz. This Waveguide component has a typical VSWR of 1.05:1. These designs are made of painted copper alloy and incorporate a broad wall configuration that result in a mid-band nominal coupling value of 10, 20, or 30 dB. Common applications for this component would be where power measurements are required within a system for measuring/sampling power or frequency monitoring with minimal signal loss to the main transmission line. Pasternack offers a complete family of waveguide Crossguide and Broadwall couplers that are in-stock and ship same day.

Features

- Broadwall Waveguide Coupler
- 10 dB Nominal Coupling Level
- 7.05 GHz to 10 GHz Frequency Range
- Body and Flanges made of Copper Alloy
- Low VSWR

Applications

- Test Benches
- Radar
- Satellite
- Microwave Radio
- Attenuation Measurements
- Power Measurements
- Source Leveling

Electrical Specifications

Description	Minimum	Typical	Maximum	Units
Frequency Range	7.05		10	GHz
Coupler				
Nominal Coupling Level		10		dB
Directivity		40		dB
Insertion Loss		0.15		dB
Main Line VSWR		1.05:1		
Termination				

Mechanical Specifications

Size

Length	18.62 in [472.95 mm]
Height	3.997 in [101.52 mm]

Interface

Waveguide Size	WR-112
Flange Type	Square Cover
Flange Designation	UG-51/U
Flange Material and Plating	Copper Alloy
Coupler Body Material and Plating	Copper Alloy

Click the following link (or enter part number in "SEARCH" on website) to obtain additional part information including price, inventory and certifications: [WR-112 Waveguide 10 dB Broadwall Coupler, UG-51/U Square Cover Flange, E-Plane Coupled Port, 7.05 GHz to 10 GHz, Copper Alloy PEWCP1023A](#)



WR-112 Waveguide 10 dB Broadwall Coupler, UG-51/U Square Cover Flange, E-Plane Coupled Port, 7.05 GHz to 10 GHz, Copper Alloy

Waveguide Couplers Technical Data Sheet

PEWCP1023A

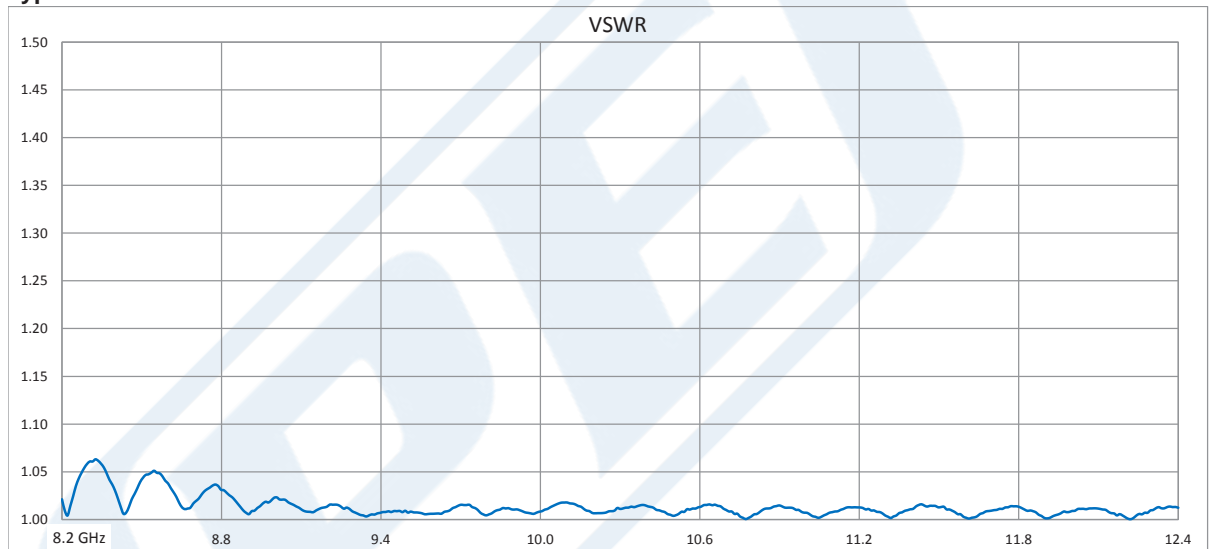
Environmental Specifications

Compliance Certifications (see [product page](#) for current document)

Plotted and Other Data

Notes:

Typical Performance Data



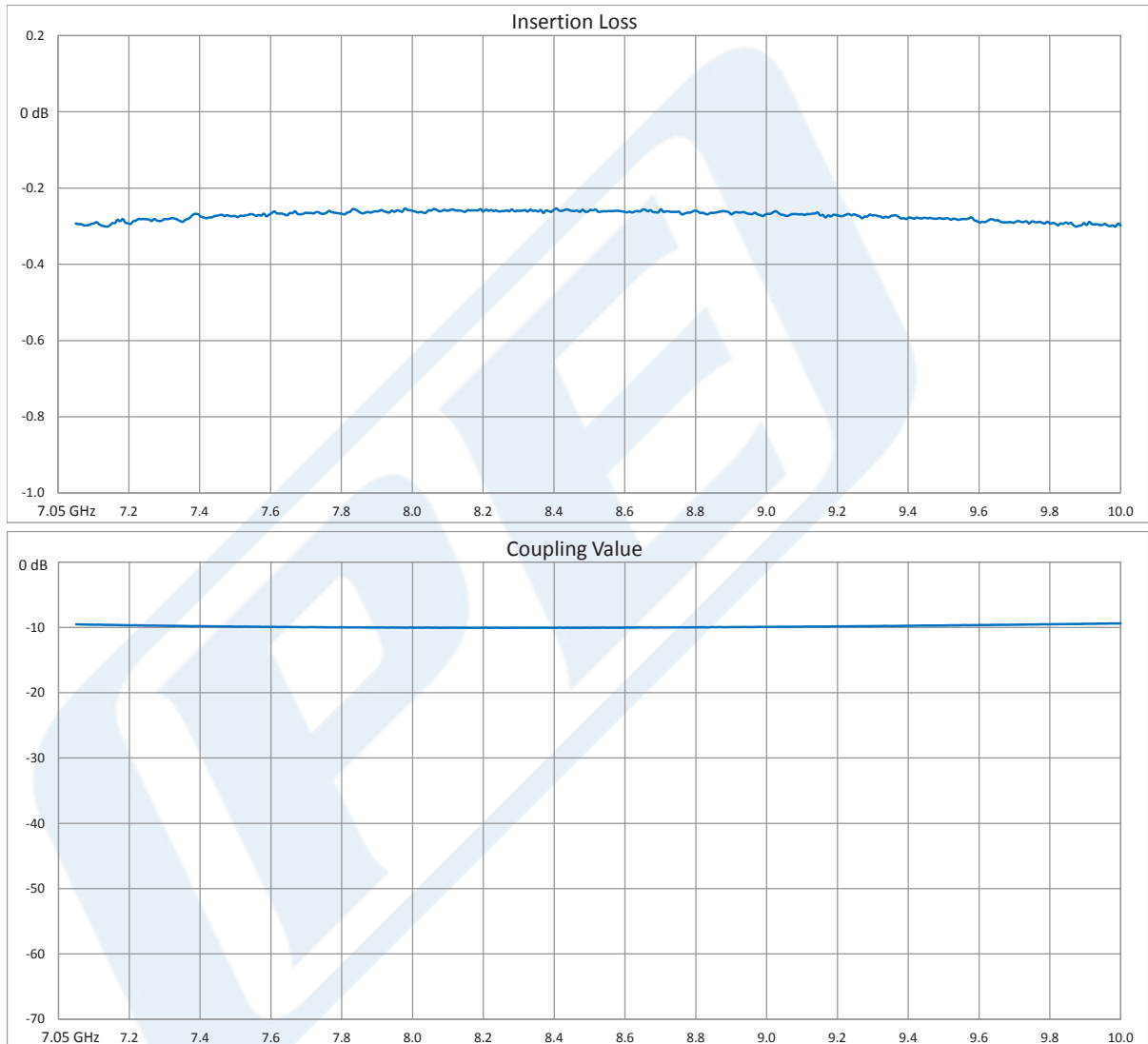
Click the following link (or enter part number in "SEARCH" on website) to obtain additional part information including price, inventory and certifications: [WR-112 Waveguide 10 dB Broadwall Coupler, UG-51/U Square Cover Flange, E-Plane Coupled Port, 7.05 GHz to 10 GHz, Copper Alloy PEWCP1023A](#)



WR-112 Waveguide 10 dB Broadwall Coupler, UG-51/U Square Cover Flange, E-Plane Coupled Port, 7.05 GHz to 10 GHz, Copper Alloy

Waveguide Couplers Technical Data Sheet

PEWCP1023A



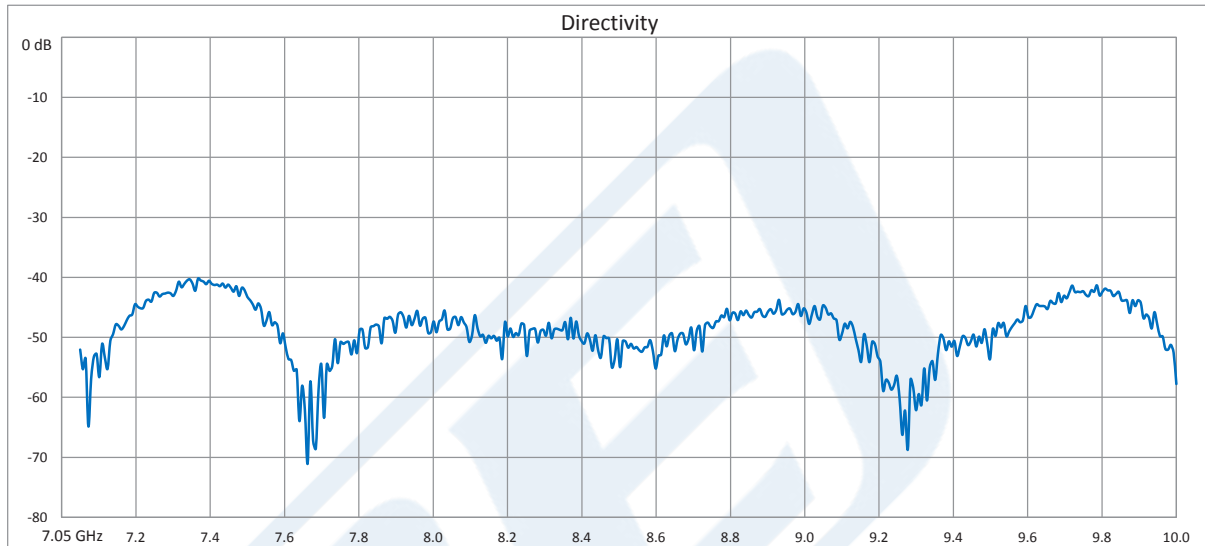
Click the following link (or enter part number in "SEARCH" on website) to obtain additional part information including price, inventory and certifications: [WR-112 Waveguide 10 dB Broadwall Coupler, UG-51/U Square Cover Flange, E-Plane Coupled Port, 7.05 GHz to 10 GHz, Copper Alloy PEWCP1023A](#)



WR-112 Waveguide 10 dB Broadwall Coupler, UG-51/U Square Cover Flange, E-Plane Coupled Port, 7.05 GHz to 10 GHz, Copper Alloy

Waveguide Couplers Technical Data Sheet

PEWCP1023A



WR-112 Waveguide 10 dB Broadwall Coupler, UG-51/U Square Cover Flange, E-Plane Coupled Port, 7.05 GHz to 10 GHz, Copper Alloy from Pasternack Enterprises has same day shipment for domestic and International orders. Our RF, microwave and millimeter wave products maintain a 99.4% availability and are part of the broadest selection in the industry.

Click the following link (or enter part number in "SEARCH" on website) to obtain additional part information including price, inventory and certifications: [WR-112 Waveguide 10 dB Broadwall Coupler, UG-51/U Square Cover Flange, E-Plane Coupled Port, 7.05 GHz to 10 GHz, Copper Alloy PEWCP1023A](https://www.pasternack.com/wr112-waveguide-10db-broadwall-coupler-ug51-square-e-10ghz-pewcp1023a-p.aspx)

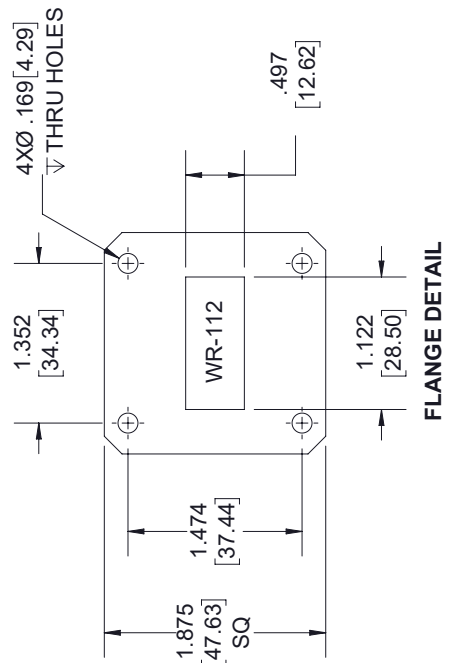
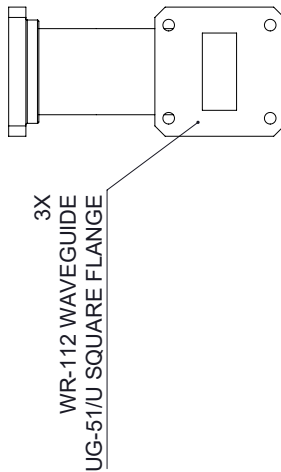
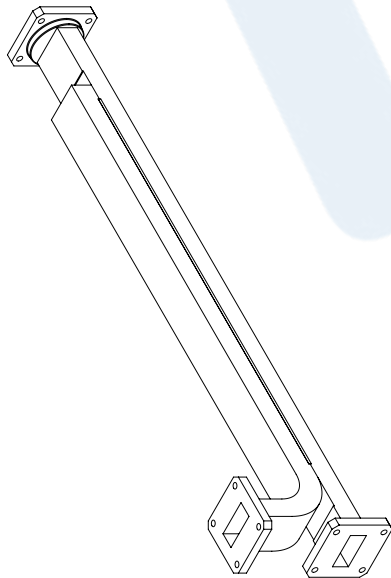
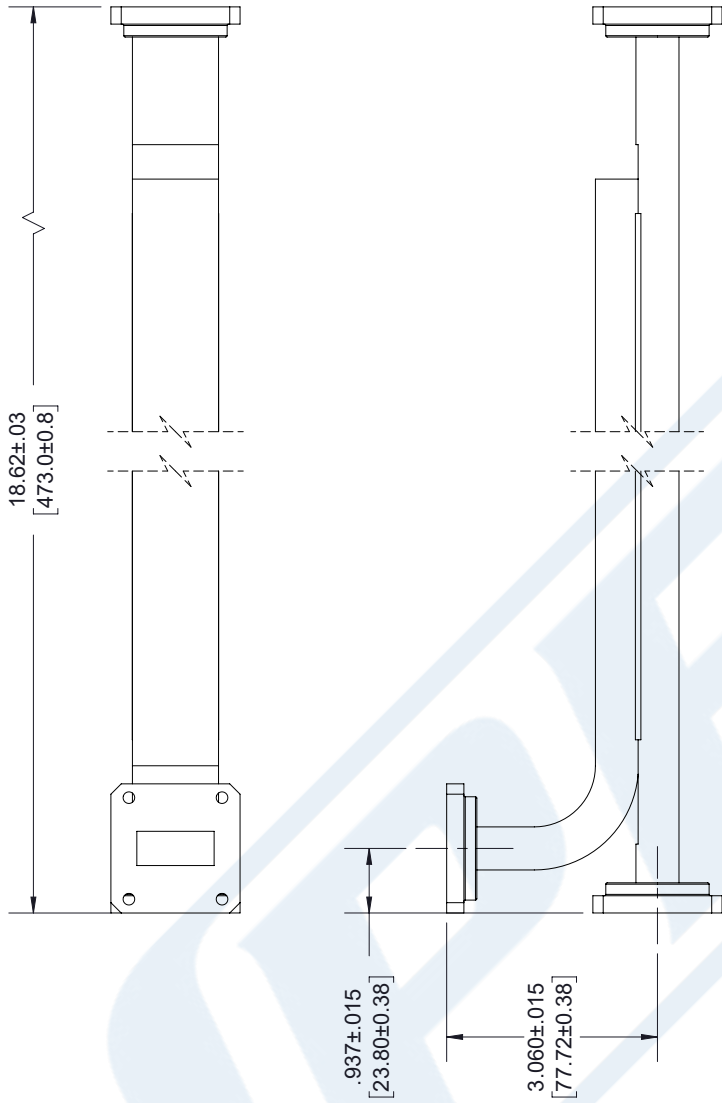
URL: <https://www.pasternack.com/wr112-waveguide-10db-broadwall-coupler-ug51-square-e-10ghz-pewcp1023a-p.aspx>

The information contained in this document is accurate to the best of our knowledge and representative of the part described herein. It may be necessary to make modifications to the part and/or the documentation of the part, in order to implement improvements. Pasternack reserves the right to make such changes as required. Unless otherwise stated, all specifications are nominal. Pasternack does not make any representation or warranty regarding the suitability of the part described herein for any particular purpose, and Pasternack does not assume any liability arising out of the use of any part or documentation.

PEWCP1023A CAD Drawing

WR-112 Waveguide 10 dB Broadwall Coupler, UG-51/U Square Cover Flange, E-Plane Coupled Port, 7.05 GHz to 10 GHz, Copper Alloy

REVISIONS			
REV.	DESCRIPTION	DATE	APPROVED
A	INITIAL RELEASE	10/03/19	S.PONG



PASTERNAK
PEWCP1023A
D/C: YYWW

LABEL

UNLESS OTHERWISE SPECIFIED LEADING DIMENSIONS ARE INCHES DIMENSIONS IN [] ARE MILLIMETERS

TOLERANCES:
 X±.2 [5.08] FRACTIONS
 .XX±.01 [.25] ±.132
 .XXX±.005 [.13] ANGLES ± 1°
 ALL DIMENSIONS SHOWN ARE FOR REFERENCE ONLY.

THIRD-ANGLE PROJECTION

THE INFORMATION AND DESIGN IN THIS DOCUMENT IS THE PROPERTY OF PASTERNAK CORPORATION. ALL RIGHTS RESERVED.

PE PASTERNAK
an INFINITO brand
Pasternack Enterprises, Inc.
P.O. Box 16759, Irvine, CA 92623.
Phone: 1.949.261.1920 | 1.866.727.8376
Fax: 1.949.261.7451
www.pasternack.com | e-mail: sales@pasternack.com

SHEET 1 OF 1
SCALE N/A

SIZE	CAGE	DRAWN BY	PART NUMBER	REV
A	53919	K.DANG	PEWCP1023A	A

THESE COMMODITIES, TECHNOLOGY OR SOFTWARE WERE EXPORTED FROM THE UNITED STATES IN ACCORDANCE WITH THE EXPORT ADMINISTRATION REGULATIONS. DIVERSION CONTRARY TO U.S. LAW PROHIBITED.