

WR-10 Waveguide Fixed Attenuator, 30 dB,  
UG-387/U-Mod Cover Flange, 1W

## Waveguide Fixed Attenuators Technical Data Sheet

**PEWAT1012-30**

### Features

- WR-10 Waveguide
- Typical attenuation level: 30 dB
- Operating Frequency Range from 75 GHz to 110 GHz
- UG-387/U-Mod cover Flanges
- 1.15:1 Typ. VSWR
- 1.0 Watts (CW) Max Power Handling.

### Applications

- Instrumentation
- Research and development
- System calibration
- Test benches

### Description

PEWAT1012-30 is a WR-10 waveguide attenuator with 30 dB attenuation, operating in the 75 to 110 GHz frequency range. With typical VSWR performance of 1.15:1, the attenuator uses an UG-387/U-Mod cover flange that is made of gold plated aluminum. Pasternack offers standard mid-band tuned Waveguide fixed attenuators with attenuation values from 3 to 30 dB. Waveguide fixed attenuators are part of Pasternack's comprehensive waveguide product offerings which are available in stock and ready for same-day shipment.

### Electrical Specifications

Description	Minimum	Typical	Maximum	Units
Frequency Range	75		110	GHz
Attenuation		30		dB
VSWR		1.15:1		
Input Power (CW)			1	Watt


### Mechanical Specifications

#### Size

Length	2 in [50.8 mm]
Width	0.1 in [2.54 mm]

Description	Flange 1	Waveguide	Flange 2
Interface	UG-387/U-Mod	WR-10	UG-387/U-Mod
Material	Aluminum	Aluminum	Aluminum
Plating	Gold	Gold	Gold

Click the following link (or enter part number in "SEARCH" on website) to obtain additional part information including price, inventory and certifications: [WR-10 Waveguide Fixed Attenuator, 30 dB, UG-387/U-Mod Cover Flange, 1W PE-WAT1012-30](#)



WR-10 Waveguide Fixed Attenuator, 30 dB,  
UG-387/U-Mod Cover Flange, 1W

## Waveguide Fixed Attenuators Technical Data Sheet

**PEWAT1012-30**

**Compliance Certifications** (see [product page](#) for current document)

### Plotted and Other Data

Notes:

WR-10 Waveguide Fixed Attenuator, 30 dB, UG-387/U-Mod Cover Flange, 1W from Pasternack Enterprises has same day shipment for domestic and International orders. Our RF, microwave and millimeter wave products maintain a 99.4% availability and are part of the broadest selection in the industry.

Click the following link (or enter part number in "SEARCH" on website) to obtain additional part information including price, inventory and certifications: [WR-10 Waveguide Fixed Attenuator, 30 dB, UG-387/U-Mod Cover Flange, 1W PEWAT1012-30](#)

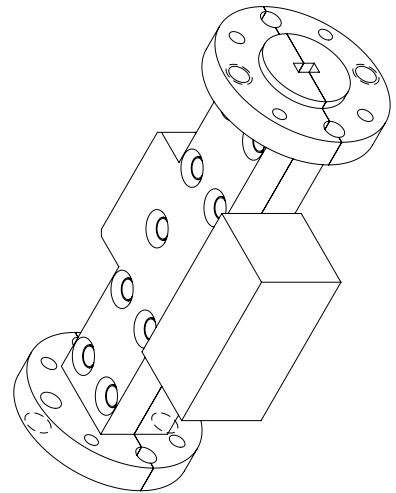
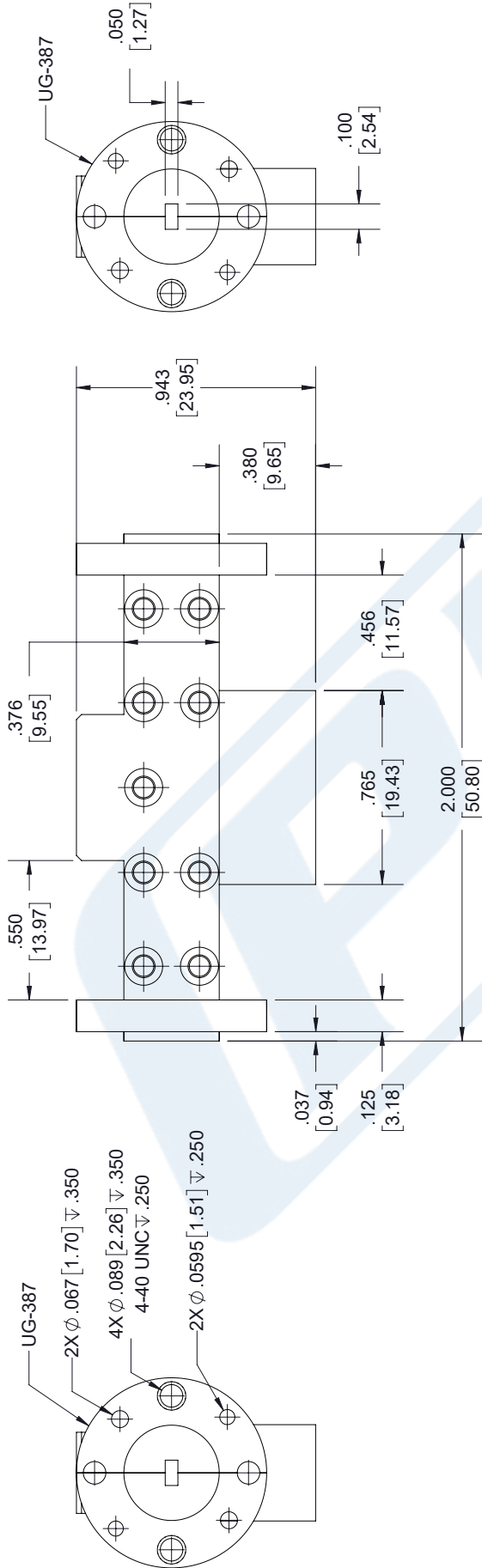
URL: <https://www.pasternack.com/wr-10-waveguide-fixed-attenuator-110-ghz-pewat1012-30-p.aspx>

The information contained in this document is accurate to the best of our knowledge and representative of the part described herein. It may be necessary to make modifications to the part and/or the documentation of the part, in order to implement improvements. Pasternack reserves the right to make such changes as required. Unless otherwise stated, all specifications are nominal. Pasternack does not make any representation or warranty regarding the suitability of the part described herein for any particular purpose, and Pasternack does not assume any liability arising out of the use of any part or documentation.

# PEWAT1012-30 CAD Drawing

WR-10 Waveguide Fixed Attenuator, 30 dB, UG-387/U-Mod Cover Flange, 1W

REVISIONS			
REV.	DESCRIPTION	DATE	APPROVED
A	INITIAL RELEASE	05-04-2021	SPONG



UNLESS OTHERWISE SPECIFIED  
LEADING DIMENSIONS ARE INCHES  
DIMENSIONS IN [ ] ARE MILLIMETERS

TOLERANCES:  
 .X = ±.2 [5.08] FRACTIONS ± 1/32  
 .XX = ±.02 [.51] ANGLES ± 1°  
 .XXX = ±.005 [.13]  
 CABLE LENGTH (L) TOLERANCES:  
 L ≤ 12 [305] = +1 [25] / -0  
 12 [305] < L ≤ 60 [1524] = +2 [51] / -0  
 60 [1524] < L ≤ 120 [3048] = +4 [102] / -0  
 120 [3048] < L ≤ 300 [7620] = +6 [152] / -0  
 300 [7620] < L = +5%L / -0

ALL DIMENSIONS SHOWN  
ARE FOR REFERENCE ONLY.



Pasternack Enterprises, Inc.  
 P.O. Box 16759, Irvine, CA 92623.  
 Phone: 1.949.261.1920 | 1.866.727.8376  
 Fax: 1.949.261.7451  
 Website: www.pasternack.com  
 E-mail: sales@pasternack.com

THIRD-ANGLE PROJECTION

THE INFORMATION AND  
DESIGN IN THIS DOCUMENT  
IS THE PROPERTY OF  
PASTERNAK CORPORATION  
ALL RIGHTS RESERVED.

SHEET 1 OF 1  
SCALE N/A

SIZE	CAGE CODE	DRAWN BY	ITEM NO.
A	53919	MVEERAPPAN	PEWAT1012-XX
REV	REV		
A	A		