



WR-12 Waveguide Lens Horn Antenna Operating from 72 GHz to 82 GHz with a Nominal 32 dBi Gain with UG-387/U Round Cover Flange

Gain Horns Technical Data Sheet

PEWAN1079

Features

- Circular Waveguide Interface
- 77 GHz center frequency
- 32 dBi Nominal Gain
- UG-387/U Round Cover Flange

Applications

- Antenna Measurements
- Wireless Communication
- Laboratory Use
- Microwave Radio Systems

Description

Waveguide horn lens antennas are used in a wide variety of applications due to their high power handling capability, low loss, high directivity, and near constant electrical performance across a broad bandwidth. Pasternack's PEWAN1079 WR-12 waveguide horn lens antenna operating from 77 GHz center frequency with a nominal 32 dBi gain is part of our full line of RF components available for same-day shipping. This Pasternack circular horn antenna has a precision tolerance UG-387/U round cover flange. The PEWAN1079 WR-12 waveguide horn lens antenna offers low gain variation across its operating frequency range.

Configuration

Design	WR-12 Lens Horn
Pattern	Directional
Polarization	Linear

Electrical Specifications

Description	Minimum	Typical	Maximum	Units
Frequency Range	72		82	GHz
Nominal Gain		32		dBi
Horizontal Half Power Beam Width		4		Degrees
Vertical Half Power Beam Width		4		Degrees
VSWR		1.5:1		

Mechanical Specifications

Size

Length	5.14 in [130.56 mm]
Width	3 in [76.2 mm]
Height	3 in [76.2 mm]
Weight	0.715 lbs [324.32 g]

Waveguide Interface

Waveguide Size	WR-12
Flange Type	Round Cover
Flange Designation	UG-387/U

Click the following link (or enter part number in "SEARCH" on website) to obtain additional part information including price, inventory and certifications: [WR-12 Waveguide Lens Horn Antenna Operating from 72 GHz to 82 GHz with a Nominal 32 dBi Gain with UG-387/U Round Cover Flange PEWAN1079](#)



WR-12 Waveguide Lens Horn Antenna Operating
from 72 GHz to 82 GHz with a Nominal 32 dBi
Gain with UG-387/U Round Cover Flange

Gain Horns Technical Data Sheet

PEWAN1079

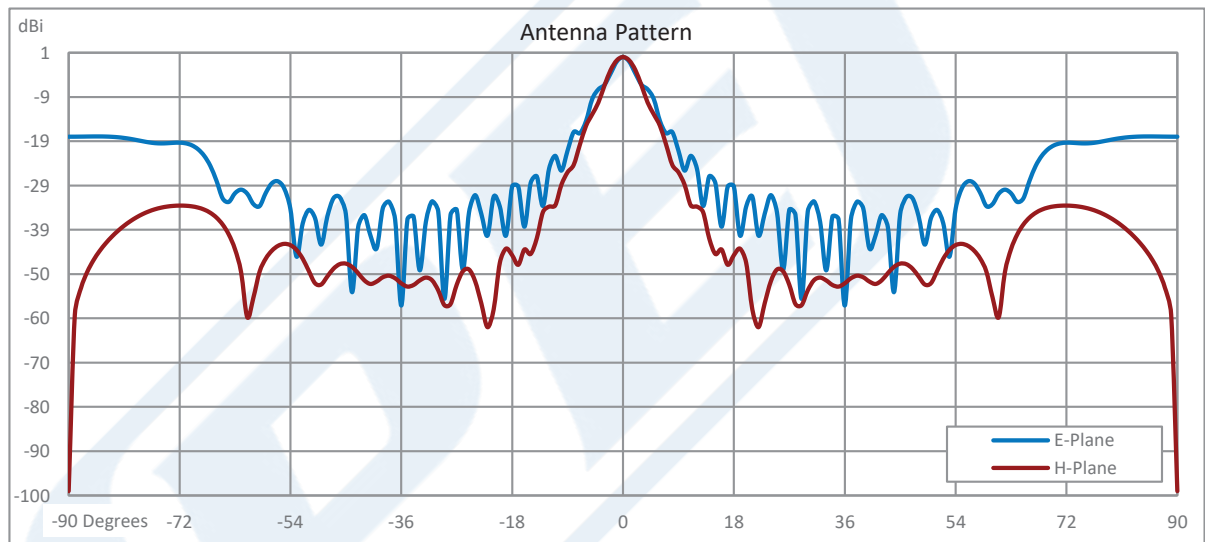
Body Material and Plating

Aluminum

Compliance Certifications (see [product page](#) for current document)

Plotted and Other Data

Typical Performance Data



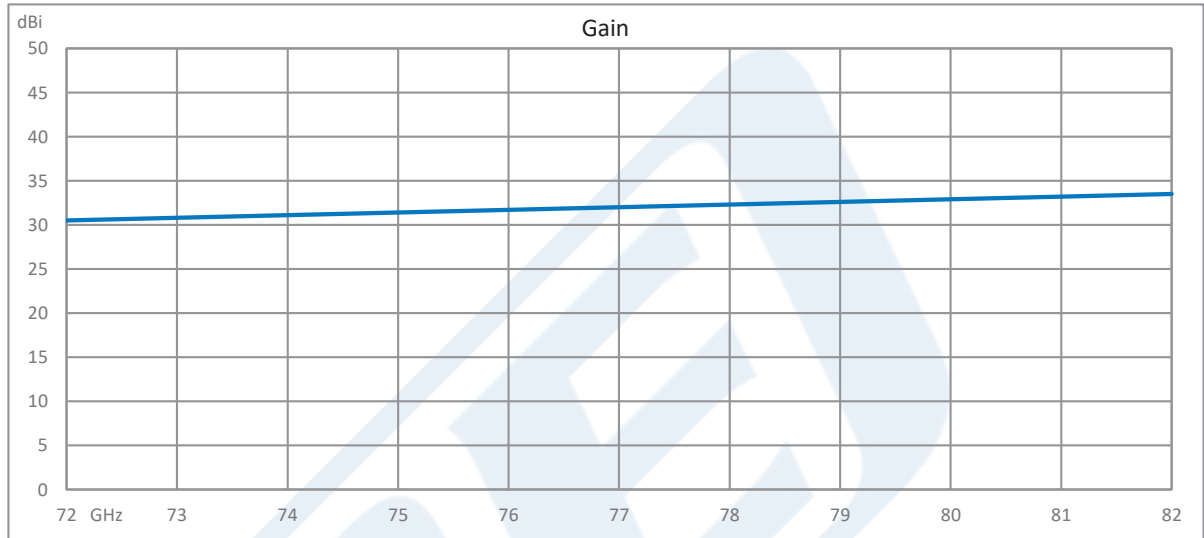
Click the following link (or enter part number in "SEARCH" on website) to obtain additional part information including price, inventory and certifications: [WR-12 Waveguide Lens Horn Antenna Operating from 72 GHz to 82 GHz with a Nominal 32 dBi Gain with UG-387/U Round Cover Flange PEWAN1079](#)



WR-12 Waveguide Lens Horn Antenna Operating
from 72 GHz to 82 GHz with a Nominal 32 dBi
Gain with UG-387/U Round Cover Flange

Gain Horns Technical Data Sheet

PEWAN1079



WR-12 Waveguide Lens Horn Antenna Operating from 72 GHz to 82 GHz with a Nominal 32 dBi Gain with UG-387/U Round Cover Flange from Pasternack Enterprises has same day shipment for domestic and International orders. Our RF, microwave and millimeter wave products maintain a 99.4% availability and are part of the broadest selection in the industry.

Click the following link (or enter part number in "SEARCH" on website) to obtain additional part information including price, inventory and certifications: [WR-12 Waveguide Lens Horn Antenna Operating from 72 GHz to 82 GHz with a Nominal 32 dBi Gain with UG-387/U Round Cover Flange PEWAN1079](https://www.pasternack.com/wr-12-waveguide-lens-horn-antenna-32dbi-ug-387-round-flange-pewan1079)

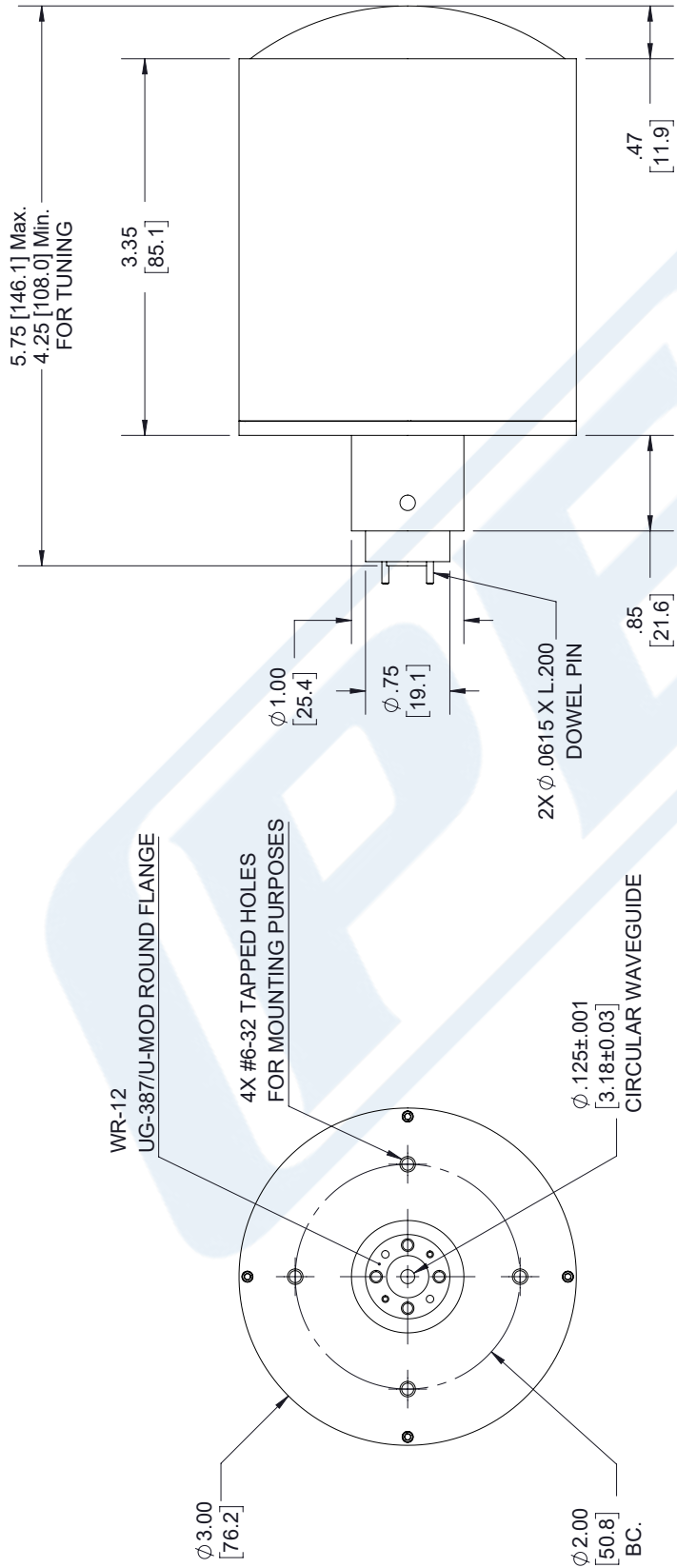
URL: <https://www.pasternack.com/wr-12-waveguide-gain-horn-antenna-32dbi-ug-387-round-flange-pewan1079-p.aspx>

The information contained in this document is accurate to the best of our knowledge and representative of the part described herein. It may be necessary to make modifications to the part and/or the documentation of the part, in order to implement improvements. Pasternack reserves the right to make such changes as required. Unless otherwise stated, all specifications are nominal. Pasternack does not make any representation or warranty regarding the suitability of the part described herein for any particular purpose, and Pasternack does not assume any liability arising out of the use of any part or documentation.

PEWAN1079 CAD Drawing

WR-12 Waveguide Lens Horn Antenna Operating from 72 GHz to 82 GHz
with a Nominal 32 dBi Gain with UG-387/U Round Cover Flange

REVISIONS			
REV.	DESCRIPTION	DATE	APPROVED
A	INITIAL RELEASE	02/20/19	M.MILLER



<p>UNLESS OTHERWISE SPECIFIED LEADING DIMENSIONS ARE INCHES DIMENSIONS IN [] ARE MILLIMETERS</p> <p>TOLERANCES: X±.2 [5.08] FRACTIONS .XX±.01 [.25] ±.132 .XXX±.005 [.13] ANGLES ± 1°</p> <p>ALL DIMENSIONS SHOWN ARE FOR REFERENCE ONLY.</p> <p>THIRD-ANGLE PROJECTION</p>		<p>THE INFORMATION AND DESIGN IN THIS DOCUMENT IS THE PROPERTY OF PASTERNAK CORPORATION. ALL RIGHTS RESERVED.</p> <p>SHEET 1 OF 1</p> <p>SCALE N/A</p>	
<p>PE PASTERNAK an INFINITO brand</p> <p>Pasternack Enterprises, Inc. P.O. Box 16759, Irvine, CA 92623. Phone: 1.949.261.1920 1.866.727.8376 Fax: 1.949.261.7451 www.pasternack.com e-mail: sales@pasternack.com</p>		<p>www.pasternack.com e-mail: sales@pasternack.com</p>	
SIZE	CAGE	DRAWN BY	PART NUMBER
A	53919	K.DANG	PEWAN1079
			REV
			A

THESE COMMODITIES, TECHNOLOGY OR SOFTWARE WERE EXPORTED FROM THE UNITED STATES IN ACCORDANCE WITH THE EXPORT ADMINISTRATION REGULATIONS. DIVERSION CONTRARY TO U.S. LAW PROHIBITED.