



WR-15 Waveguide Wide Angle Scalar Feed Horn Antenna
 Operating from 55 GHz to 65 GHz with a Nominal
 10 dBi Gain with UG-385/U Round Cover Fla

Gain Horns Technical Data Sheet

PEWAN1069

Features

- Rectangular Waveguide Interface
- 60 GHz center frequency
- 10 dBi Nominal Gain
- UG-385/U Round Cover Flange

Applications

- Antenna Measurements
- Wireless Communication
- Laboratory Use
- Microwave Radio Systems

Description

Waveguide wide angle scalar feed horn antennas are used in a wide variety of applications due to their high power handling capability, low loss, high directivity, and near constant electrical performance across a broad bandwidth. Pasternack's PEWAN1069 WR-15 waveguide wide angle scalar feed horn antenna operating from 60 GHz center frequency with a nominal 10 dBi gain is part of our full line of RF components available for same-day shipping. This Pasternack circular horn antenna has a gold plated brass body and a precision tolerance UG-385/U round cover flange. The PEWAN1069 WR-15 wide angle scalar feed horn antenna offers low gain variation across its operating frequency range.

Configuration

Design: WR-15 Wide Angle Scalar Feed Horn
 Pattern: Directional
 Polarization: Linear

Electrical Specifications

Description	Minimum	Typical	Maximum	Units
Frequency Range	55		65	GHz
Nominal Gain		10		dBi
Horizontal Half Power Beam Width		56		Degrees
Vertical Half Power Beam Width		55		Degrees
VSWR		1.5:1		

Mechanical Specifications

Size
 Length: 1.43 in [36.32 mm]
 Width: 0.75 in [19.05 mm]
 Height: 0.75 in [19.05 mm]
 Weight: 0.059 lbs [26.76 g]

Waveguide Interface

Waveguide Size: WR-15
 Flange Type: Round Cover
 Flange Designation: UG-385/U

Click the following link (or enter part number in "SEARCH" on website) to obtain additional part information including price, inventory and certifications: [WR-15 Waveguide Wide Angle Scalar Feed Horn Antenna Operating from 55 GHz to 65 GHz with a Nominal 10 dBi Gain with UG-385/U Round Cover Fla PEWAN1069](#)



WR-15 Waveguide Wide Angle Scalar Feed Horn Antenna
Operating from 55 GHz to 65 GHz with a Nominal
10 dBi Gain with UG-385/U Round Cover Fla

Gain Horns Technical Data Sheet

PEWAN1069

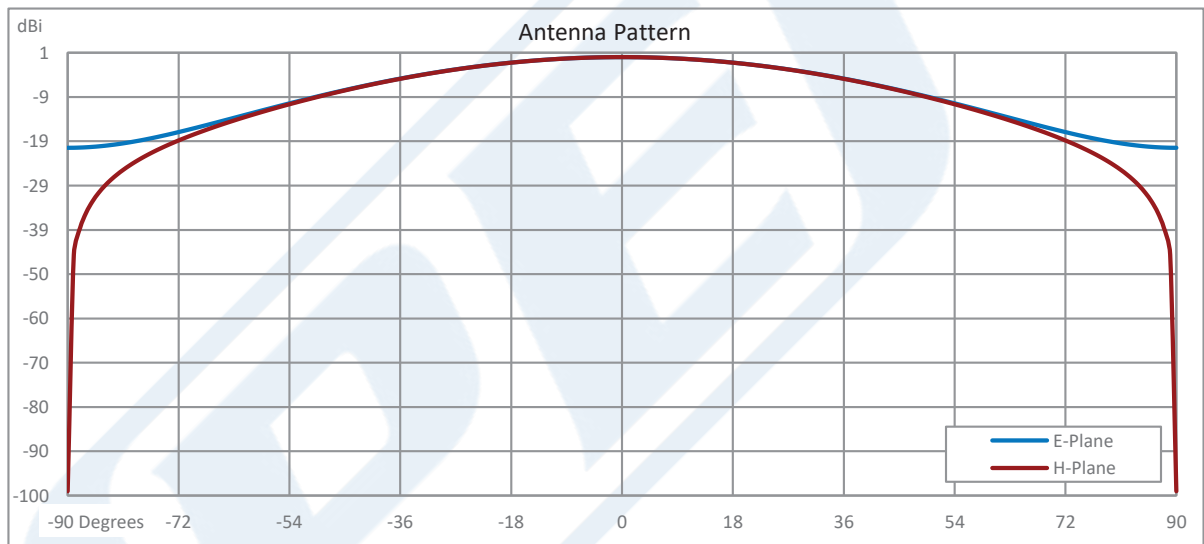
Body Material and Plating

Brass, Gold

Compliance Certifications (see [product page](#) for current document)

Plotted and Other Data

Typical Performance Data



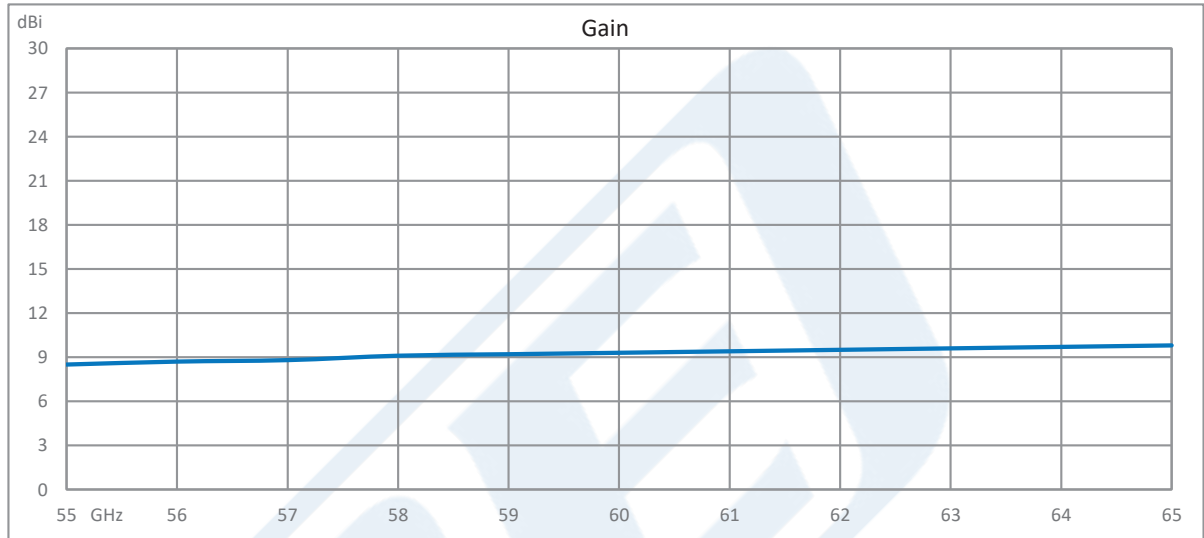
Click the following link (or enter part number in "SEARCH" on website) to obtain additional part information including price, inventory and certifications: [WR-15 Waveguide Wide Angle Scalar Feed Horn Antenna Operating from 55 GHz to 65 GHz with a Nominal 10 dBi Gain with UG-385/U Round Cover Fla PEWAN1069](#)



WR-15 Waveguide Wide Angle Scalar Feed Horn Antenna
Operating from 55 GHz to 65 GHz with a Nominal
10 dBi Gain with UG-385/U Round Cover Fla

Gain Horns Technical Data Sheet

PEWAN1069



WR-15 Waveguide Wide Angle Scalar Feed Horn Antenna Operating from 55 GHz to 65 GHz with a Nominal 10 dBi Gain with UG-385/U Round Cover Fla from Pasternack Enterprises has same day shipment for domestic and International orders. Our RF, microwave and millimeter wave products maintain a 99.4% availability and are part of the broadest selection in the industry.

Click the following link (or enter part number in "SEARCH" on website) to obtain additional part information including price, inventory and certifications: [WR-15 Waveguide Wide Angle Scalar Feed Horn Antenna Operating from 55 GHz to 65 GHz with a Nominal 10 dBi Gain with UG-385/U Round Cover Fla PEWAN1069](https://www.pasternack.com/wr-15-waveguide-gain-horn-antenna-10dbi-ug-385-round-flange-pewan1069-p.aspx)

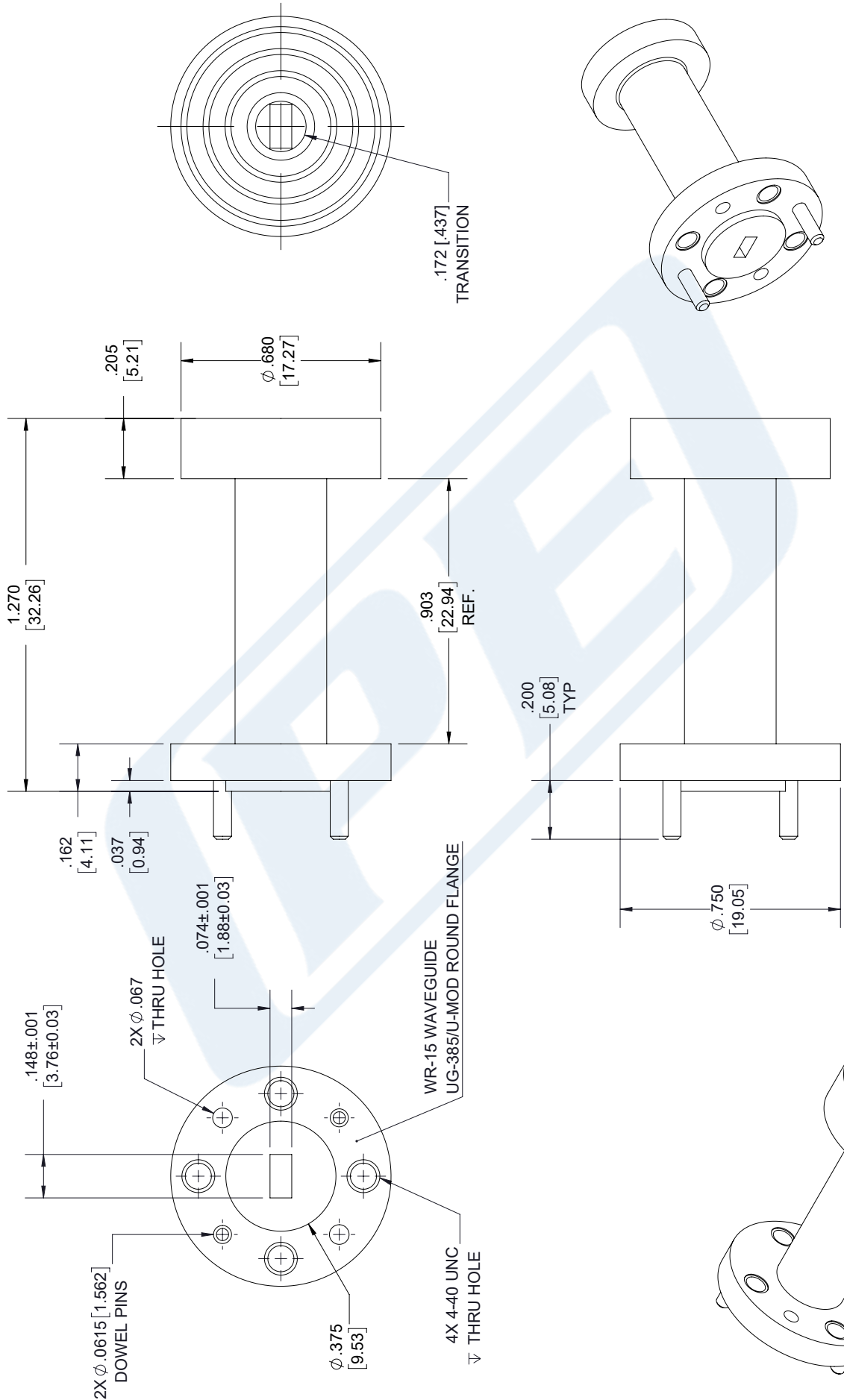
URL: <https://www.pasternack.com/wr-15-waveguide-gain-horn-antenna-10dbi-ug-385-round-flange-pewan1069-p.aspx>

The information contained in this document is accurate to the best of our knowledge and representative of the part described herein. It may be necessary to make modifications to the part and/or the documentation of the part, in order to implement improvements. Pasternack reserves the right to make such changes as required. Unless otherwise stated, all specifications are nominal. Pasternack does not make any representation or warranty regarding the suitability of the part described herein for any particular purpose, and Pasternack does not assume any liability arising out of the use of any part or documentation.

PEWAN1069 CAD Drawing

WR-15 Waveguide Wide Angle Scalar Feed Horn Antenna Operating from 55 GHz to 65 GHz with a Nominal 10 dBi Gain with UG-385/U Round Cover Fla

REVISIONS			
REV.	DESCRIPTION	DATE	APPROVED
A	INITIAL RELEASE	02/22/19	M.MILLER



UNLESS OTHERWISE SPECIFIED
LEADING DIMENSIONS ARE INCHES
DIMENSIONS IN [] ARE MILLIMETERS

TOLERANCES:
X±.2 [5.08] FRACTIONS
XX±.01 [0.25] ±132
XXX±.005 [0.13] ANGLES ± 1°

ALL DIMENSIONS SHOWN
ARE FOR REFERENCE ONLY.

THIRD-ANGLE PROJECTION

THE INFORMATION AND
DESIGN IN THIS DOCUMENT
IS THE PROPERTY OF
PASTERNAK CORPORATION.
ALL RIGHTS RESERVED.

PE PASTERNAK
an INFINITO brand

Pasternack Enterprises, Inc.
P.O. Box 16759, Irvine, CA 92623.
Phone: 1.949.261.1920 | 1.866.727.8376
Fax: 1.949.261.7451
www.pasternack.com | e-mail: sales@pasternack.com

SHEET 1 OF 1
SCALE N/A

SIZE A CAGE 53919 DRAWN BY K.DANG PART NUMBER PEWAN1069 REV A

THESE COMMODITIES, TECHNOLOGY OR SOFTWARE WERE EXPORTED FROM THE UNITED STATES IN ACCORDANCE WITH THE EXPORT ADMINISTRATION REGULATIONS. DIVERSION CONTRARY TO U.S. LAW PROHIBITED.