



1.125 inch Diameter Flange, Standard Antenna Mounting Fixture with UG-383/U Flanges

Waveguide Accessories Technical Data Sheet

PEWAM0003

Features

- Low Microwave Interference
- 1.125" Diameter Flange
- UG383/U Flange Mount
- 1/4-20 Threaded Hole for Tripod Mount
- Through Holes for Non-Tripod Mount

Applications

- Antenna Mount
- Antenna Range
- Waveguide Support
- Test Lab

Description

Pasternack's PEWAM0003 is a standard antenna mounting fixture with UG383/U standard flange. PEWAM0003 is manufactured using durable and microwave friendly plastic material for minimum reflection. The antenna mount has a 1/4-20 threaded hole for tripod mounting and offers four through holes for 6-32 screws for non-tripod mounting.

Mechanical Specifications

Body Material	Plastic
Body Finish	Black
Length	1.8 in [45.72 mm]
Width	1.8 in [45.72 mm]
Height	2.3 in [58.42 mm]
Weight	0.16 lbs [72.57 g]

Compliance Certifications (see [product page](#) for current document)

1.125 inch Diameter Flange, Standard Antenna Mounting Fixture with UG-383/U Flanges from Pasternack Enterprises has same day shipment for domestic and International orders. Our RF, microwave and millimeter wave products maintain a 99.4% availability and are part of the broadest selection in the industry.

Click the following link (or enter part number in "SEARCH" on website) to obtain additional part information including price, inventory and certifications: [1.125 inch Diameter Flange, Standard Antenna Mounting Fixture with UG-383/U Flanges PEWAM0003](#)

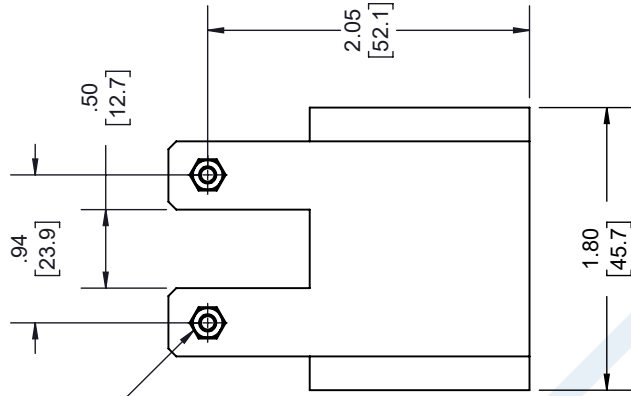
URL: <https://www.pasternack.com/pewam0003-p.aspx>

The information contained in this document is accurate to the best of our knowledge and representative of the part described herein. It may be necessary to make modifications to the part and/or the documentation of the part, in order to implement improvements. Pasternack reserves the right to make such changes as required. Unless otherwise stated, all specifications are nominal. Pasternack does not make any representation or warranty regarding the suitability of the part described herein for any particular purpose, and Pasternack does not assume any liability arising out of the use of any part or documentation.

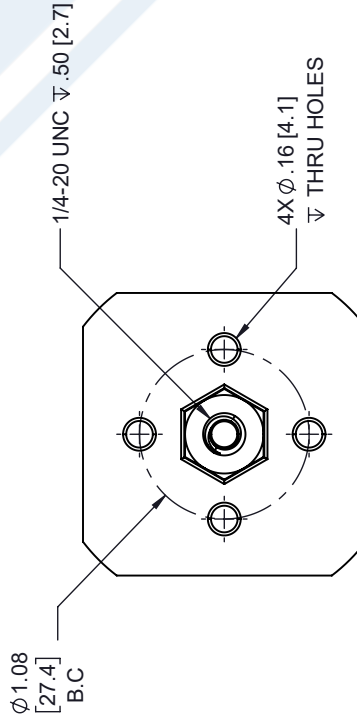
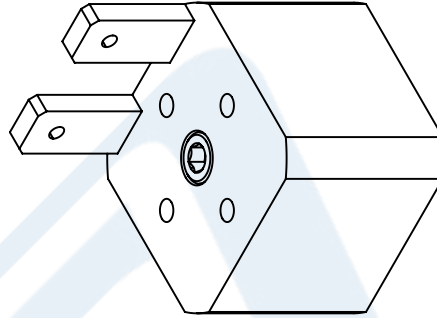
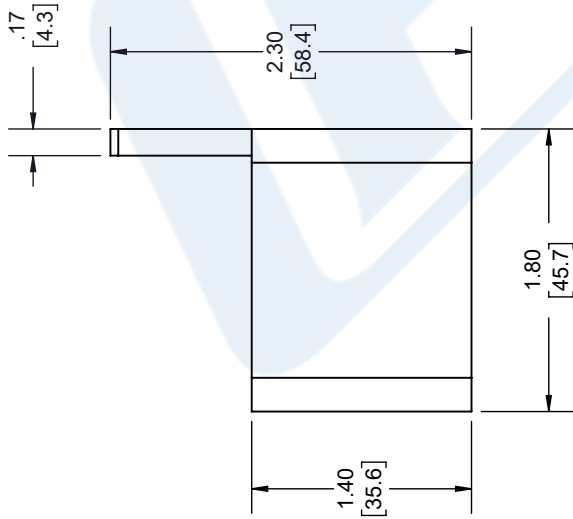
PEWAM0003 CAD Drawing

1.125 inch Diameter Flange, Standard Antenna Mounting Fixture with UG-383/U Flanges

REVISIONS			
REV.	DESCRIPTION	DATE	APPROVED
A	INITIAL RELEASE	08/14/19	M.MILLER



2X ϕ .12 [3.0] ∇ THRU HOLES
WITH #4 HEX NUT CUTOUT



UNLESS OTHERWISE SPECIFIED LEADING DIMENSIONS ARE INCHES DIMENSIONS IN [] ARE MILLIMETERS	
TOLERANCES: X \pm 2 [5.08] XX \pm 01 [.25] XXX \pm .005 [.13]	FRACTIONS + 1/32 ANGLES \pm 1°
ALL DIMENSIONS SHOWN ARE FOR REFERENCE ONLY.	
THIRD-ANGLE PROJECTION	

PE PASTERNAK
an INFINITE brand

Pasternack Enterprises, Inc.
P. O. Box 16759, Irvine, CA 92623.
Phone: 1.949.261.1920 | 1.866.727.8376
Fax: 1.949.261.7451
www.pasternack.com | e-mail: sales@pasternack.com

SIZE: A
CAGE: 53919
DRAWN BY: K.DANG
PART NUMBER: PEWAM0003

THE INFORMATION AND DESIGN IN THIS DOCUMENT IS THE PROPERTY OF PASTERNAK CORPORATION. ALL RIGHTS RESERVED.	
SHEET: 1	OF: 1
SCALE: N/A	REV: A

PASTERNAK
PEWAM0003
D/C: YYWW

LABEL