



WR-42 Waveguide Short Plate, UG-Cover Square Flange, 4mm Copper

Waveguide Accessories Technical Data Sheet

PEW42SP4

Features

- WR-42 Waveguide Short Plate
- Square UG-Cover Flange Configuration
- Frequency Range: 17.6 GHz to 26.7 GHz
- Min VSWR: 60:1
- 4 mm Thick Copper Construction

Description

PEW42SP4 is a fixed WR-42 waveguide short (shorting plate) with operating frequency range from 17.6 GHz to 26.7 GHz. This waveguide short is fabricated with 4 mm thick copper by high precision manufacturing process. PEW42SP4 has a Square UG-Cover configuration and provides high reflection short circuit for WR-42 waveguide components. Along with Pasternack's waveguide shim products, the waveguide short is ideal for TRL (Thru, Reflect, Line) calibration for RF test instruments. Pasternack offers a wide selection of waveguide components with high performance available in stock and same-day shipping to customers worldwide.

Mechanical Specifications

Body Material	Copper
Body Finish	Gold Plating
Length	0.158 in [4.01 mm]
Width	0.882 in [22.4 mm]
Height	0.882 in [22.4 mm]
Weight	0.033 lbs [14.97 g]

Compliance Certifications (see [product page](#) for current document)

WR-42 Waveguide Short Plate, UG-Cover Square Flange, 4mm Copper from Pasternack Enterprises has same day shipment for domestic and International orders. Our RF, microwave and millimeter wave products maintain a 99.4% availability and are part of the broadest selection in the industry.

Click the following link (or enter part number in "SEARCH" on website) to obtain additional part information including price, inventory and certifications: [WR-42 Waveguide Short Plate, UG-Cover Square Flange, 4mm Copper PEW42SP4](#)

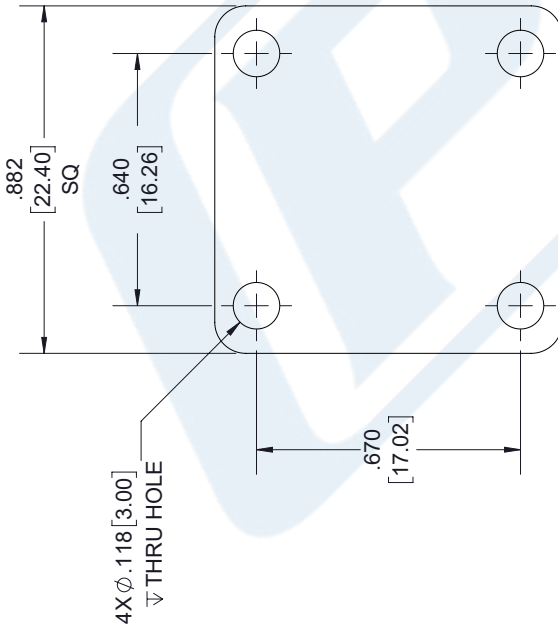
URL: <https://www.pasternack.com/pew42sp4-p.aspx>

The information contained in this document is accurate to the best of our knowledge and representative of the part described herein. It may be necessary to make modifications to the part and/or the documentation of the part, in order to implement improvements. Pasternack reserves the right to make such changes as required. Unless otherwise stated, all specifications are nominal. Pasternack does not make any representation or warranty regarding the suitability of the part described herein for any particular purpose, and Pasternack does not assume any liability arising out of the use of any part or documentation.

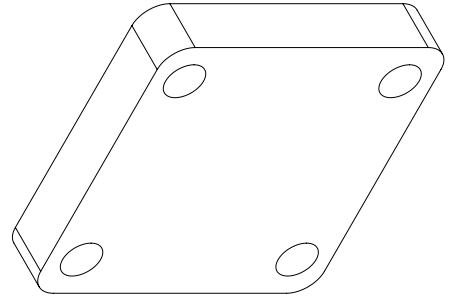

PEW42SP4 CAD Drawing

WR-42 Waveguide Short Plate, UG-Cover Square Flange, 4mm Copper

REV.	DESCRIPTION	DATE	APPROVED
A	INITIAL RELEASE	1/21/2020	S-PONG



WR-42 WAVEGUIDE
SQUARE COVER FLANGE



UNLESS OTHERWISE SPECIFIED
LEADING DIMENSIONS ARE INCHES
DIMENSIONS IN [] ARE MILLIMETERS

TOLERANCES:
 .X = ±.2 [5.08] FRACTIONS ± 1/32
 .XX = ±.02 [.51] ANGLES ± 1°
 .XXX = ±.005 [.13]
 CABLE LENGTH (L) TOLERANCES:
 L ≤ 12 [305] = +1 [25] / -0
 12 [305] < L ≤ 60 [1524] = +2 [51] / -0
 60 [1524] < L ≤ 120 [3048] = +4 [102] / -0
 120 [3048] < L ≤ 300 [7620] = +6 [152] / -0
 300 [7620] < L = +5% / L / -0
 ALL DIMENSIONS SHOWN
 ARE FOR REFERENCE ONLY.



Pasternack Enterprises, Inc.
 P. O. Box 16759, Irvine, CA 92623.
 Phone: 1.949.261.1920 | 1.866.727.8376
 Fax: 1.949.261.7451
 Website: www.pasternack.com
 E-mail: sales@pasternack.com



THIRD-ANGLE PROJECTION
 THE INFORMATION AND
 DESIGN IN THIS DOCUMENT
 IS THE PROPERTY OF
 PASTERNAK CORPORATION
 ALL RIGHTS RESERVED.

SHEET 1 OF 1
 SCALE N/A

SIZE	CAGE CODE	DRAWN BY	ITEM NO.	REV
A	53919	K.DANG	PEW42SP4	A

THESE COMMODITIES, TECHNOLOGY OR SOFTWARE WERE EXPORTED FROM THE UNITED STATES IN ACCORDANCE WITH THE EXPORT ADMINISTRATION REGULATIONS. DIVERSION CONTRARY TO U.S. LAW PROHIBITED.