



WR-75 Standard Gain Horn Antenna Operating From 10 GHz to 15 GHz, 20 dBi Nominal Gain, Type N Female Input Connector, ProLine

## Technical Data Sheet

PE9855B/NF-20

### Features

- WR-75 Rectangular Waveguide Interface
- 10 GHz to 15 GHz
- 20 dBi Nominal Gain
- Type N Female Connector

### Applications

- Antenna Measurements
- Laboratory Use
- Wireless Communication
- Microwave Radio Systems

### Description

The Proline series PE9855B/NF-20 standard gain horn antenna (also known as waveguide horn) from Pasternack is part of our huge selection of waveguide antennas. This Pasternack standard gain horn antenna is manufactured with a WR-75 input and a waveguide to coaxial transition adapter. Our WR-75 standard gain horn antenna has a nominal gain of 20 dBi. This WR-75 standard gain horn has a Type N waveguide to coax transition adapter that is female gender.

The Pasternack 20 dBi WR-75 horn antenna operates from 10 GHz to 15 GHz. The WR-75 PE9855B/NF-20 waveguide horn is US made and TAA compliant. It is part of over 40,000 RF, microwave and millimeter wave components available from Pasternack.

Waveguide standard gain horn antennas, such as the PE9855B/NF-20, are used in a wide variety of applications due to their high power handling capability, low loss, high directivity, and near constant electrical performance. Pasternack's Type N female WR-75 standard gain horns are available in 10, 15 and 20 dBi models with pyramidal shape and rectangular input. Our WR-75 standard gain horn Proline antennas with Type N female interface can ship worldwide the same day as it is purchased as with our other available RF parts.

### Configuration

Pattern	Directional
Polarization	Linear
Coaxial Interface	N Female

### Electrical Specifications

Description	Minimum	Typical	Maximum	Units
Frequency Range	10		15	GHz
<b>Waveguide Standard Gain Horn</b>				
Gain		20		dB
<b>Waveguide to Coaxial Adapter</b>				
Input VSWR		1.3:1		

Click the following link (or enter part number in "SEARCH" on website) to obtain additional part information including price, inventory and certifications: [WR-75 Standard Gain Horn Antenna Operating From 10 GHz to 15 GHz, 20 dBi Nominal Gain, Type N Female Input Connector, ProLine PE9855B/NF-20](#)



WR-75 Standard Gain Horn Antenna Operating  
From 10 GHz to 15 GHz, 20 dBi Nominal Gain,  
Type N Female Input Connector, ProLine

## Technical Data Sheet

PE9855B/NF-20

### Mechanical Specifications

#### Size

Length	9.2 in [233.68 mm]
Width	3.88 in [98.55 mm]
Height	2.98 in [75.69 mm]
Weight	0.5 lbs [226.8 g]

#### RF Connector

Type	N Female
------	----------

### Environmental Specifications

**Compliance Certifications** (see [product page](#) for current document)

#### Plotted and Other Data

2 Dimensional OML Drawing	PE9855B/NF-20
Notes:	

WR-75 Standard Gain Horn Antenna Operating From 10 GHz to 15 GHz, 20 dBi Nominal Gain, Type N Female Input Connector, ProLine from Pasternack Enterprises has same day shipment for domestic and International orders. Our RF, microwave and millimeter wave products maintain a 99.4% availability and are part of the broadest selection in the industry.

Click the following link (or enter part number in "SEARCH" on website) to obtain additional part information including price, inventory and certifications: [WR-75 Standard Gain Horn Antenna Operating From 10 GHz to 15 GHz, 20 dBi Nominal Gain, Type N Female Input Connector, ProLine PE9855B/NF-20](#)

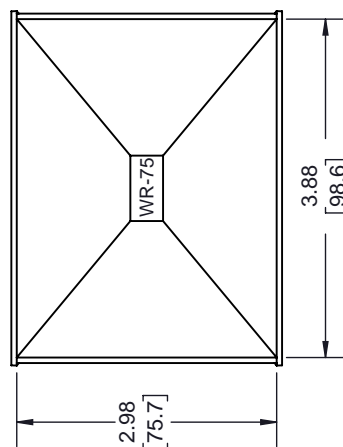
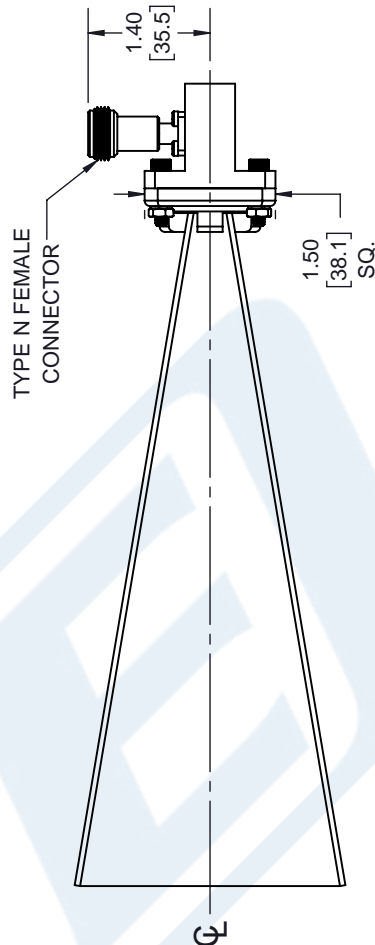
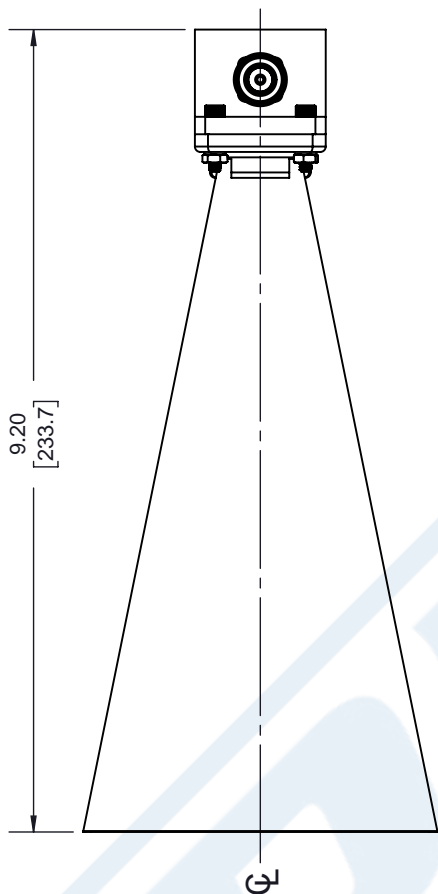
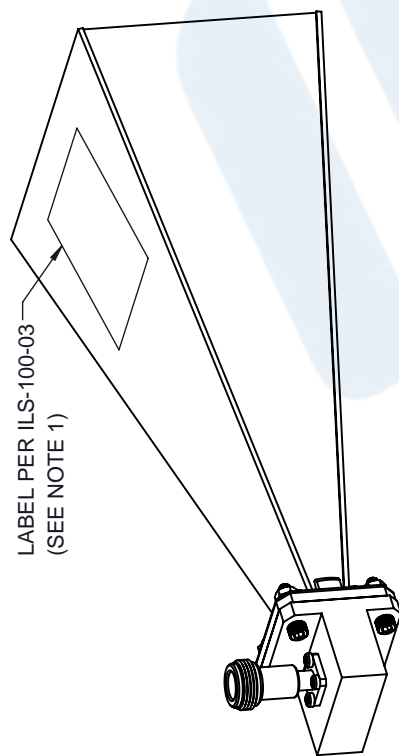
URL: <https://www.pasternack.com/waveguide-standard-gain-horn-antenna-20-db-n-pe9855b-nf-20-p.aspx>

The information contained in this document is accurate to the best of our knowledge and representative of the part described herein. It may be necessary to make modifications to the part and/or the documentation of the part, in order to implement improvements. Pasternack reserves the right to make such changes as required. Unless otherwise stated, all specifications are nominal. Pasternack does not make any representation or warranty regarding the suitability of the part described herein for any particular purpose, and Pasternack does not assume any liability arising out of the use of any part or documentation.

# PE9855B/NF-20 CAD Drawing

WR-75 Standard Gain Horn Antenna Operating From 10 GHz to 15 GHz,  
20 dBi Nominal Gain, Type N Female Input Connector, ProLine

REVISIONS			
REV.	DESCRIPTION	DATE	APPROVED
A	INITIAL RELEASE	02/23/2021	KHIETPAS



UNLESS OTHERWISE SPECIFIED  
LEADING DIMENSIONS ARE INCHES  
DIMENSIONS IN [ ] ARE MILLIMETERS

TOLERANCES:  
 .X = ±.2 [5.08]    FRACTIONS ± 1/32  
 .XX = ±.02 [ .51]    ANGLES ± 1°  
 .XXX = ±.005 [ .13]  
 CABLE LENGTH (L): TOLERANCES:  
 L ≤ 12 [305] = +1 [25] / -0  
 12 [305] < L ≤ 60 [1524] = +2 [51] / -0  
 60 [1524] < L ≤ 120 [3048] = +4 [102] / -0  
 120 [3048] < L ≤ 300 [7620] = +6 [152] / -0  
 300 [7620] < L = +5% / -0

ALL DIMENSIONS SHOWN  
ARE FOR REFERENCE ONLY.

**PE PASTERNAK**  
an INFINITE brand

Pasternack Enterprises, Inc.  
P. O. Box 16759, Irvine, CA 92623.  
Phone: 1.949.261.1920 | 1.866.727.8376  
Fax: 1.949.261.7451  
Website: www.pasternack.com  
E-mail: sales@pasternack.com

THIRD-ANGLE PROJECTION  
THE INFORMATION AND DESIGN IN THIS DOCUMENT IS THE PROPERTY OF PASTERNAK CORPORATION ALL RIGHTS RESERVED.  
SHEET 1 OF 1  
SCALE N/A

SIZE A    CAGE CODE 53919    DRAWN BY BPUCHASKI    ITEM NO. PE9855B/NF-20

NOTES:  
1. LABEL PER ILS-100-03 (FOR INTERNAL REFERENCE ONLY)  
LABEL LOCATION FOR REFERENCE ONLY

THESE COMMODITIES, TECHNOLOGY OR SOFTWARE WERE EXPORTED FROM THE UNITED STATES IN ACCORDANCE WITH THE EXPORT ADMINISTRATION REGULATIONS. DIVERSION CONTRARY TO U.S. LAW PROHIBITED.