



WR-10 Waveguide 6x Active Frequency Multiplier,  
W-Band, 75 GHz to 110 GHz Output Frequency,  
+10 dBm Pout, Input SMA, UG-387/U-M Flange

## Waveguide Frequency Multipliers Technical Data

PE88X2026

### Features

- WR-10 Waveguide 6x Active Frequency Multiplier
- Output Frequency 75 GHz to 110 GHz, W Band
- Input Frequency 12.5 GHz to 18.33 GHz
- Pout +10 dBm typ
- Bias Voltage Range +6 Vdc to +8 Vdc
- DC current 375 mA typ
- 50 Ohm Design
- Input RF Connector SMA Female
- Output Waveguide WR-10 with UG-387/U-M flange
- Solder Pins for DC Bias Voltage and Ground
- Operational Temperature Range -40°C to +80°C
- Rugged and Compact Aluminum Gold Plated Package Design

### Applications

- Test & Measurement
- Military & Commercial Communications
- Research & Development
- Military Electronic Systems

### Description

The PE88X2026 is a WR-10 Waveguide 6x Active Frequency Multiplier that covers the full W frequency band from 75 GHz to 110 GHz with an input frequency band from 12.5 GHz to 18.33 GHz. Typical performance for the 50 ohm design includes +6 dBm input power, +10 dBm output power, and -15 dBc harmonics. The maximum input power (CW) is +10 dBm, and DC bias is +6 Vdc at 250 mA typ. The rugged and small size aluminum package design is gold plated and supports an SMA female connector for the RF input port and a UG-387/U-M waveguide flange pattern at the RF output port. Solder pins are used for DC bias voltage and ground. The module operates across a wide temperature range of -40°C to +80°C maximum.

### Electrical Specifications@ +25°C

Description	Minimum	Typical	Maximum	Units
Input Frequency Range	12.5		18.33	GHz
Output Frequency Range	75		110	GHz
Input Power	5	6	10	dBm
Output Power		10		dBm
DC Voltage	5	6	8	Volts
DC Current		270		mA
Input VSWR		2.5:1		
Harmonics		-15		dBc

Click the following link (or enter part number in "SEARCH" on website) to obtain additional part information including price, inventory and certifications: [WR-10 Waveguide 6x Active Frequency Multiplier, W-Band, 75 GHz to 110 GHz Output Frequency, +10 dBm Pout, Input SMA, UG-387/U-M Flange PE88X2026](#)



WR-10 Waveguide 6x Active Frequency Multiplier,  
W-Band, 75 GHz to 110 GHz Output Frequency,  
+10 dBm Pout, Input SMA, UG-387/U-M Flange

## Waveguide Frequency Multipliers Technical Data

PE88X2026

### Biasing Up and Power Down Procedure

Biasing Up Procedure	
Step 1	Connect Ground Pin
Step 2	Apply DC Supply Voltage
Step 3	Turn ON RF input
Power Down Procedure	
Step 1	Turn OFF RF input
Step 2	Turn OFF DC Supply Voltage
Step 3	Remove Ground

#### Electrical Specification Notes:

- 1.) DC Supply must be able to source at least 0.5A DC at startup
- 2.) Open and short circuit loads are not recommended at the multiplier output.
- 3.) Ensure proper 50 Ohm load before turning the multiplier "ON".
- 4.) Do not put any foreign objects inside the waveguide. The warranty will be voided.

### Mechanical Specifications

#### Size

Length	1.673 in [42.49 mm]
Width	1.673 in [42.49 mm]
Height	1.704 in [43.28 mm]
Weight	0.2 lbs [90.72 g]

#### Body Material and Plating

Body Material and Plating	Aluminum
Finish	GLD
Input Port	SMA Female
Output Port	WR-10 Waveguide with UG-387/U-M Flange
DC Bias	Feed-thru Pin

### Environmental Specifications

#### Temperature

Operating Range	-40 to 80 deg C
Storage Range	-40 to 100 deg C

**Compliance Certifications** (see [product page](#) for current document)

### Plotted and Other Data

Notes:

Click the following link (or enter part number in "SEARCH" on website) to obtain additional part information including price, inventory and certifications: [WR-10 Waveguide 6x Active Frequency Multiplier, W-Band, 75 GHz to 110 GHz Output Frequency, +10 dBm Pout, Input SMA, UG-387/U-M Flange PE88X2026](#)



WR-10 Waveguide 6x Active Frequency Multiplier,  
W-Band, 75 GHz to 110 GHz Output Frequency,  
+10 dBm Pout, Input SMA, UG-387/U-M Flange

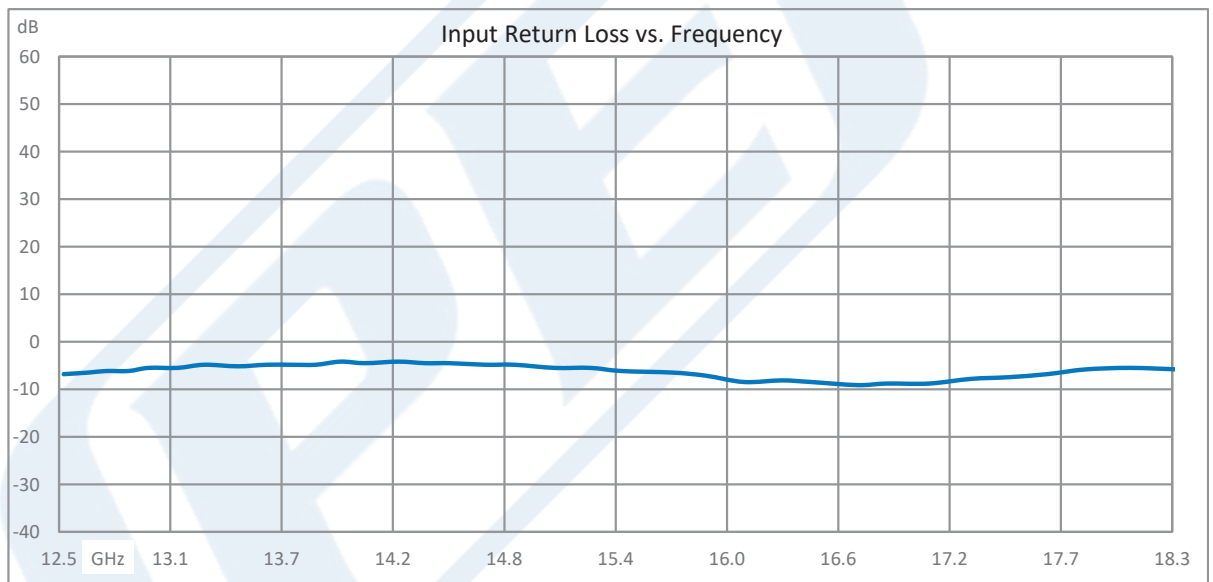
## Waveguide Frequency Multipliers Technical Data

PE88X2026

### Absolute Maximum Rating

Parameter	Rating
Operating Temperature	-40°C to +80°C
Storage Temperature	-40°C to +100°C
Total Power Dissipation	3W
Input Power (CW)	+10dBm
DC Operating Voltage	+12V

### Typical Performance Data



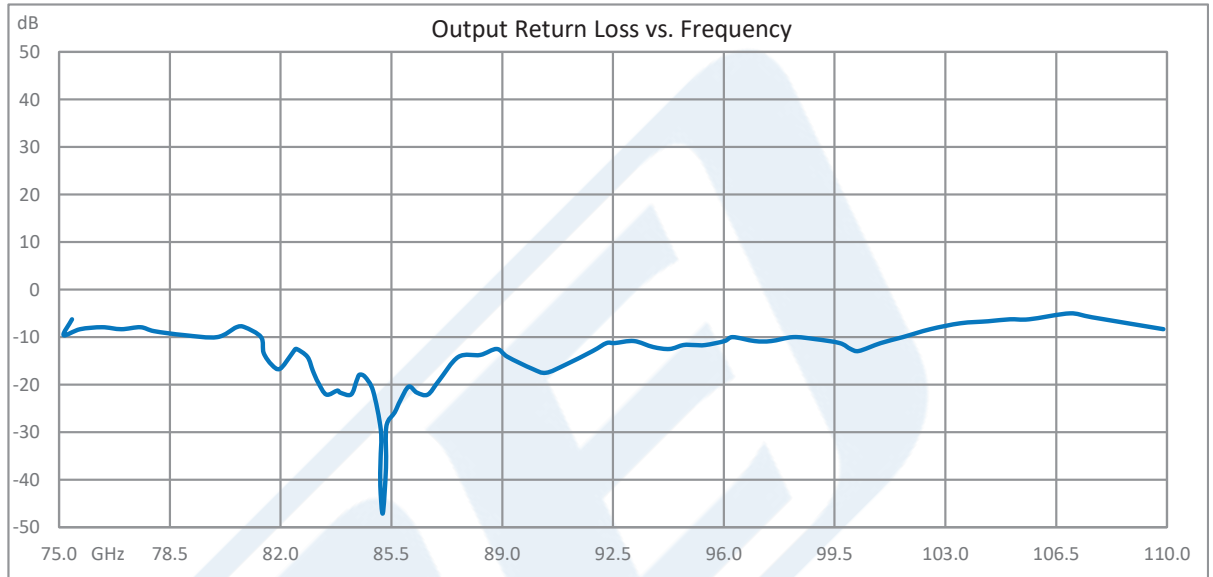
Click the following link (or enter part number in "SEARCH" on website) to obtain additional part information including price, inventory and certifications: [WR-10 Waveguide 6x Active Frequency Multiplier, W-Band, 75 GHz to 110 GHz Output Frequency, +10 dBm Pout, Input SMA, UG-387/U-M Flange PE88X2026](#)



WR-10 Waveguide 6x Active Frequency Multiplier,  
W-Band, 75 GHz to 110 GHz Output Frequency,  
+10 dBm Pout, Input SMA, UG-387/U-M Flange

Waveguide Frequency Multipliers Technical Data

PE88X2026



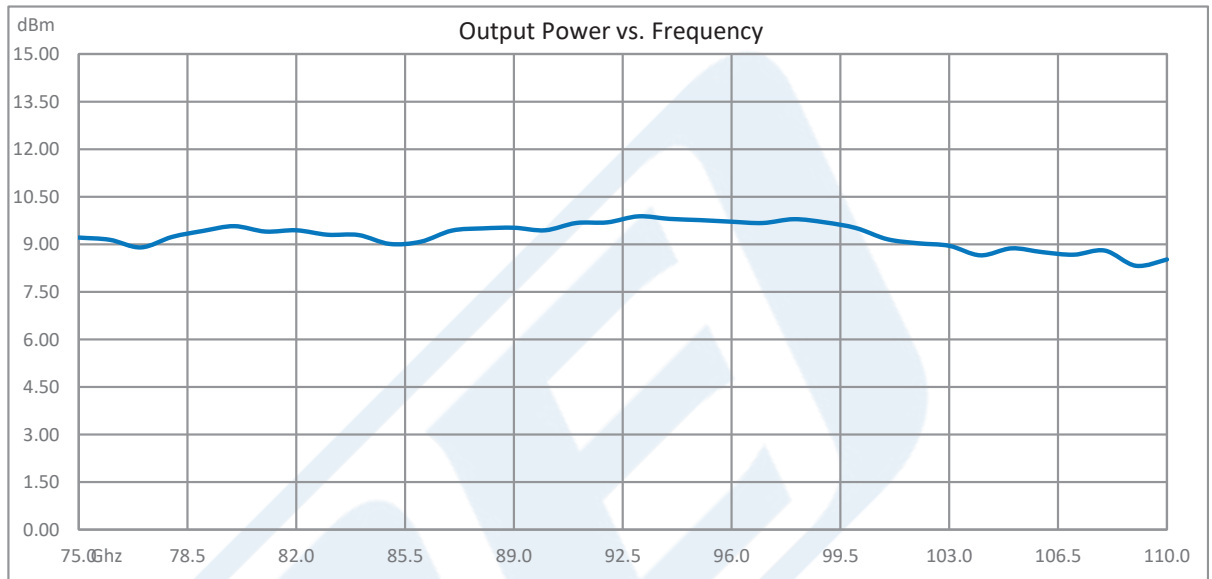
Click the following link (or enter part number in "SEARCH" on website) to obtain additional part information including price, inventory and certifications: [WR-10 Waveguide 6x Active Frequency Multiplier, W-Band, 75 GHz to 110 GHz Output Frequency, +10 dBm Pout, Input SMA, UG-387/U-M Flange PE88X2026](#)



WR-10 Waveguide 6x Active Frequency Multiplier,  
W-Band, 75 GHz to 110 GHz Output Frequency,  
+10 dBm Pout, Input SMA, UG-387/U-M Flange

## Waveguide Frequency Multipliers Technical Data

PE88X2026



WR-10 Waveguide 6x Active Frequency Multiplier, W-Band, 75 GHz to 110 GHz Output Frequency, +10 dBm Pout, Input SMA, UG-387/U-M Flange from Pasternack Enterprises has same day shipment for domestic and International orders. Our RF, microwave and millimeter wave products maintain a 99.4% availability and are part of the broadest selection in the industry.

Click the following link (or enter part number in "SEARCH" on website) to obtain additional part information including price, inventory and certifications: [WR-10 Waveguide 6x Active Frequency Multiplier, W-Band, 75 GHz to 110 GHz Output Frequency, +10 dBm Pout, Input SMA, UG-387/U-M Flange PE88X2026](https://www.pasternack.com/wr-10-waveguide-6x-frequency-multiplier-w-heatsink-w-band-75-ghz-to-110-ghz-output-frequency-+16-dbm-pout-input-sma-ug-387-u-m-flange-pe88x2026-p.aspx)

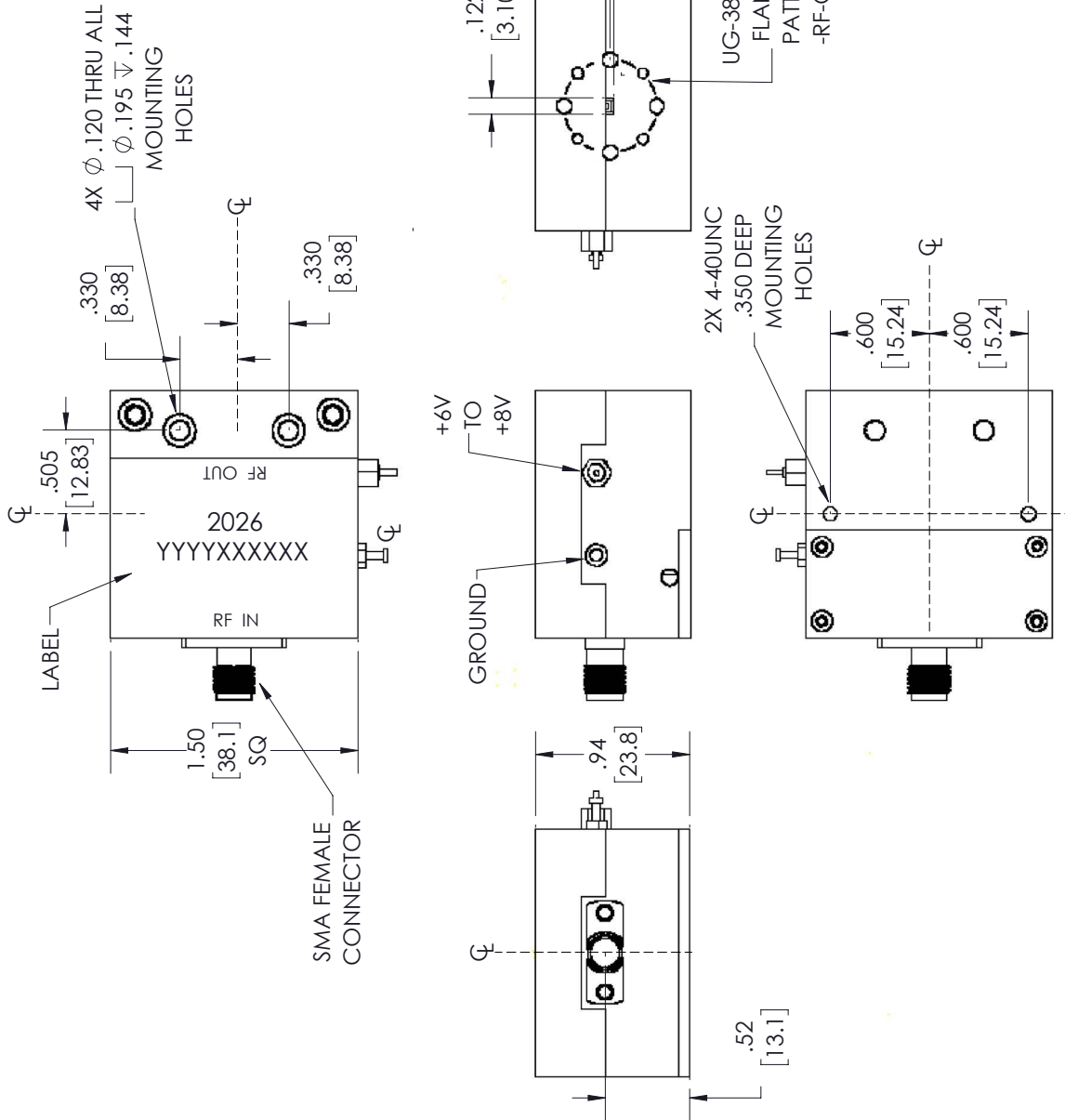
URL: <https://www.pasternack.com/wr-10-waveguide-6x-frequency-multiplier-w-heatsink-w-band-75-ghz-to-110-ghz-output-frequency-+16-dbm-pout-input-sma-ug-387-u-m-flange-pe88x2026-p.aspx>

The information contained in this document is accurate to the best of our knowledge and representative of the part described herein. It may be necessary to make modifications to the part and/or the documentation of the part, in order to implement improvements. Pasternack reserves the right to make such changes as required. Unless otherwise stated, all specifications are nominal. Pasternack does not make any representation or warranty regarding the suitability of the part described herein for any particular purpose, and Pasternack does not assume any liability arising out of the use of any part or documentation.

# PE88X2026 CAD Drawing

WR-10 Waveguide 6x Active Frequency Multiplier, W-Band, 75 GHz to 110 GHz  
Output Frequency, +10 dBm Pout, Input SMA, UG-387/U-M Flange

REVISIONS			
REV.	DESCRIPTION	DATE	APPROVED
A	INITIAL RELEASE	03/11/2022	TGALLA



UNLESS OTHERWISE SPECIFIED  
LEADING DIMENSIONS ARE INCHES  
DIMENSIONS IN [ ] ARE MILLIMETERS

TOLERANCES:  
 .X = ±.2 [5.08] FRACTIONS ± 1/32  
 .XX = ±.02 [.51] ANGLES ± 1°  
 .XXX = ±.005 [.13] CABLE LENGTH (L) TOLERANCES:  
 L ≤ 12 [305] = +1 [25] / -0  
 12 [305] < L ≤ 60 [1524] = +2 [51] / -0  
 60 [1524] < L ≤ 120 [3048] = +4 [102] / -0  
 120 [3048] < L ≤ 300 [7620] = +6 [152] / -0  
 300 [7620] < L = +5%L / -0

ALL DIMENSIONS SHOWN  
ARE FOR REFERENCE ONLY.

THIRD-ANGLE PROJECTION

THE INFORMATION AND  
DESIGN IN THIS DOCUMENT  
IS THE PROPERTY OF  
PASTERNAK CORPORATION  
ALL RIGHTS RESERVED.

SHEET 1 OF 1  
SCALE N/A

**PE PASTERNAK**  
an INFINITI brand

Pasternack Enterprises, Inc.  
P. O. Box 16759, Irvine, CA 92623.  
Phone: 1.949.261.1920 | 1.866.727.8376  
Fax: 1.949.261.7451  
Website: www.pasternack.com  
E-mail: sales@pasternack.com

ITEM NO. PE88X2026  
CAGE CODE BPUCHASKI  
DRAWN BY A 53919

THESE COMMODITIES, TECHNOLOGY OR SOFTWARE WERE EXPORTED FROM THE UNITED STATES IN ACCORDANCE WITH THE EXPORT ADMINISTRATION REGULATIONS. DIVERSION CONTRARY TO U.S. LAW PROHIBITED.