



# Frequency Divider, Divide by 3 Prescaler Module, 100 MHz to 7 GHz, SMA

## Frequency Dividers Technical Data Sheet

PE88D3000

### Features

- Wide Input Frequency Range: 100 MHz to 7 GHz
- Divide-by-3 Prescaler
- Output Frequency 30 MHz to 2.33 GHz
- Output Power: -1 dBm typical
- Low SSB Phase Noise: -150 dBc/Hz @ 100 KHz offset
- RoHS & REACH Compliant Assembly
- Bias Voltage: +12 Vdc
- Operational Temperature Range: -40°C to +85°C
- Compact SMA Connectorized Package
- Designed to meet MIL-STD-202 Test Conditions

### Applications

- PLL Applications
- Test Instrumentation
- Countermeasures
- Point to Point Microwave Radio
- SATCOM
- MILCOM
- Base Stations

### Description

The PE88D3000 is a coaxial packaged Frequency Divider module that operates across a wide input frequency range from 100 MHz to 7 GHz and supports a divide ratio of 3. Output Frequency is 30 MHz to 2.33 GHz. Impressive broadband typical performance of this Prescaler includes output power of -1 dBm and SSB phase noise of -150 dBc/Hz at 100 kHz offset. This exceptional technical performance is achieved through the use of a hybrid MIC PCB solder assembly which is RoHS and REACH compliant. This frequency divider design requires +12 Vdc typical bias voltage, operates over maximum temperature range of -40°C to +85°C, and has an absolute maximum rating for input power of +13 dBm. The rugged and compact package supports SMA Female connectors, RFI and Ground Pins. For highly reliable operation, the model is guaranteed to meet MIL-STD-202 environmental test conditions for Humidity, Shock, Vibration, and Altitude.

### Electrical Specifications (TA= 25°C, Vd1 = 12 Vdc, Id1 = 70 mA)

Description	Minimum	Typical	Maximum	Units
Input Frequency (Sine Wave)	0.1		7	GHz
Output Frequency (Square Wave Output)	0.03		2.33	GHz
Input Power (CW)	-12	0	12	dBm
Output Power	-4	-1		dBm
Phase Noise @100kHz Offset		-150		dBc/Hz
Operating DC Voltage 1	9	12	15	V
Operating DC Current 1		70	85	mA

Click the following link (or enter part number in "SEARCH" on website) to obtain additional part information including price, inventory and certifications: [Frequency Divider, Divide by 3 Prescaler Module, 100 MHz to 7 GHz, SMA PE88D3000](#)



Frequency Divider, Divide by 3 Prescaler  
 Module, 100 MHz to 7 GHz, SMA

## Frequency Dividers Technical Data Sheet

PE88D3000

### Performance by Frequency

Description	F1	F2	F3	F4	F5	Units
Frequency Range	0.1 to 6	6 to 7				GHz
Input Power (CW), Max	12	10				dBm
Input Power (CW), Typ	0	0				dBm
Input Power (CW), Min	-12	-10				dBm

### Mechanical Specifications

#### Size

Length	1.25 in [31.75 mm]
Width	1.25 in [31.75 mm]
Height	0.563 in [14.3 mm]
Input Connector	SMA Female
Output Connector	SMA Female

### Environmental Specifications

#### Temperature

Operating Range	-40 to +85 deg C
Storage Range	-55 to +125 deg C

Humidity	MIL-STD-202F, Method 103B, Condition B
Shock	MIL-STD-202F, Method 213B, Condition B
Vibration	MIL-STD-202F, Method 204D, Condition B
Altitude	MIL-STD-202F, Method 105C, Condition B

**Compliance Certifications** (see [product page](#) for current document)

### Plotted and Other Data

Notes:

Click the following link (or enter part number in "SEARCH" on website) to obtain additional part information including price, inventory and certifications: [Frequency Divider, Divide by 3 Prescaler Module, 100 MHz to 7 GHz, SMA PE88D3000](#)

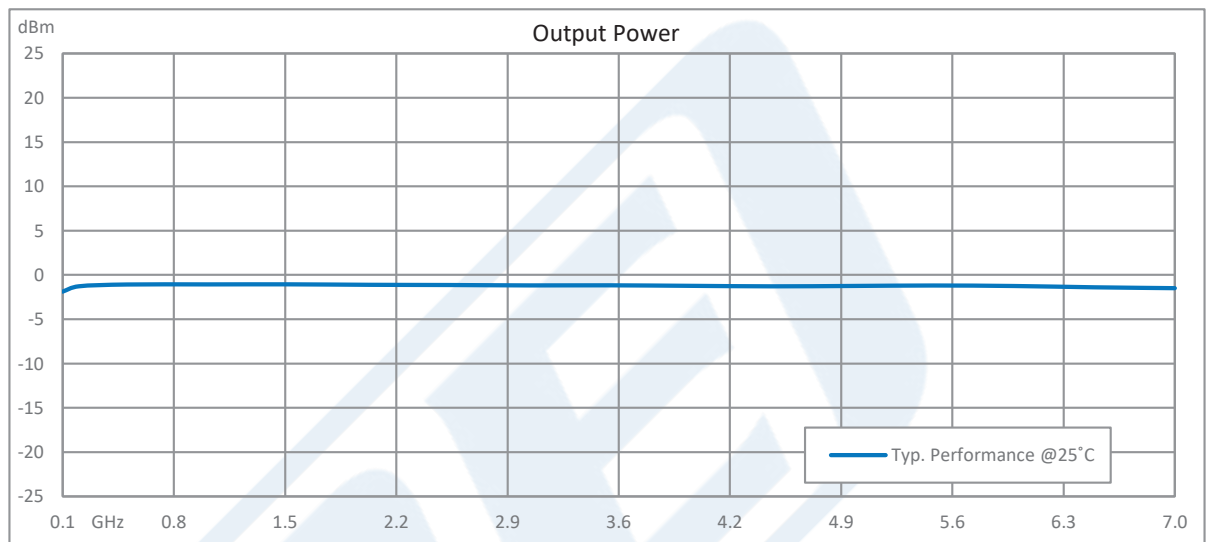


Frequency Divider, Divide by 3 Prescaler  
Module, 100 MHz to 7 GHz, SMA

## Frequency Dividers Technical Data Sheet

PE88D3000

### Typical Performance Data



Frequency Divider, Divide by 3 Prescaler Module, 100 MHz to 7 GHz, SMA from Pasternack Enterprises has same day shipment for domestic and International orders. Our RF, microwave and millimeter wave products maintain a 99.4% availability and are part of the broadest selection in the industry.

Click the following link (or enter part number in "SEARCH" on website) to obtain additional part information including price, inventory and certifications: [Frequency Divider, Divide by 3 Prescaler Module, 100 MHz to 7 GHz, SMA PE88D3000](https://www.pasternack.com/frequency-divider-divide-3-prescaler-module-100-mhz-7-ghz-sma-pe88d3000-p.aspx)

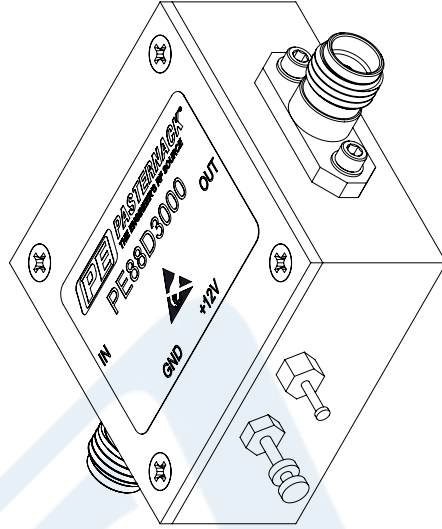
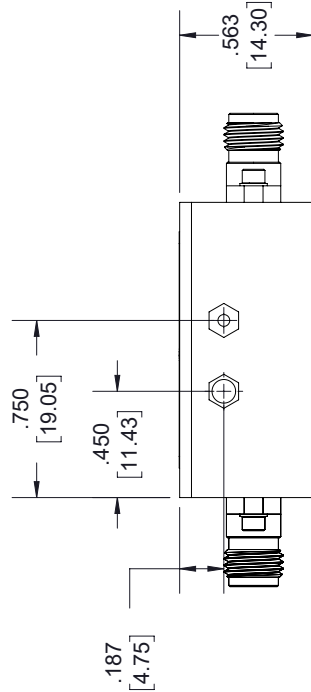
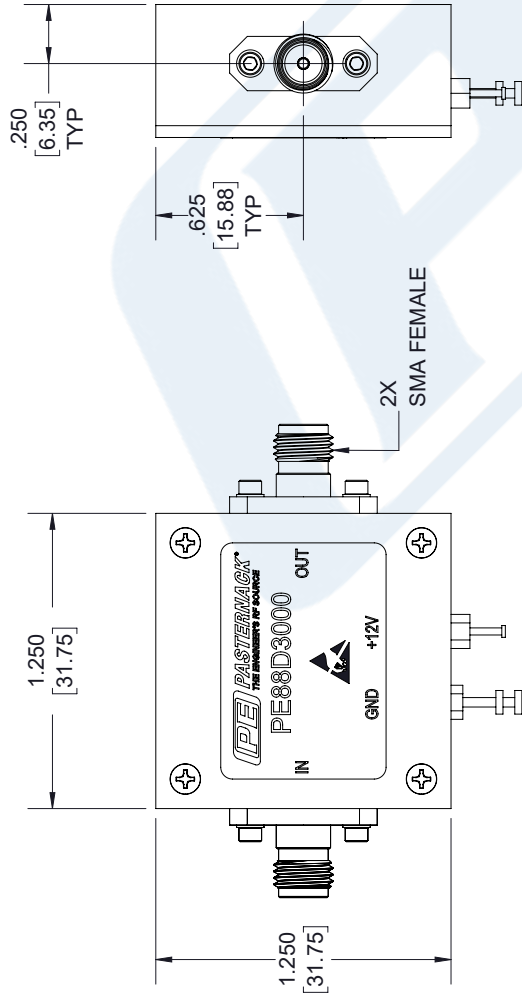
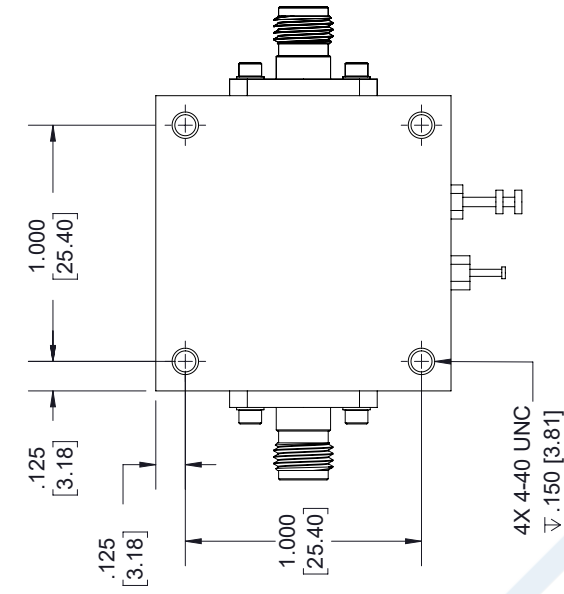
URL: <https://www.pasternack.com/frequency-divider-divide-3-prescaler-module-100-mhz-7-ghz-sma-pe88d3000-p.aspx>

The information contained in this document is accurate to the best of our knowledge and representative of the part described herein. It may be necessary to make modifications to the part and/or the documentation of the part, in order to implement improvements. Pasternack reserves the right to make such changes as required. Unless otherwise stated, all specifications are nominal. Pasternack does not make any representation or warranty regarding the suitability of the part described herein for any particular purpose, and Pasternack does not assume any liability arising out of the use of any part or documentation.

# PE88D3000 CAD Drawing

Frequency Divider, Divide by 3 Prescaler Module, 100 MHz to 7 GHz, SMA

REVISIONS			
REV.	DESCRIPTION	DATE	APPROVED
A	INITIAL RELEASE	04/25/19	T. GALLA



UNLESS OTHERWISE SPECIFIED  
 LEADING DIMENSIONS ARE IN INCHES  
 DIMENSIONS IN [ ] ARE MILLIMETERS

TOLERANCES:  
 X $\pm$  2 [5.08]  
 XX $\pm$  .01 [ .25]  
 .XXX $\pm$  .005 [ .13]

FRACTIONS  
 +132  
 ANGLES  $\pm$  1°

ALL DIMENSIONS SHOWN  
 ARE FOR REFERENCE ONLY.

THIRD-ANGLE PROJECTION

**PE PASTERNAK**  
 an INFINITO brand

Pasternack Enterprises, Inc.  
 P.O. Box 16759, Irvine, CA 92623.  
 Phone: 1,949,261,1920 | 1,866,727,8376  
 Fax: 1,949,261,7451  
 www.pasternack.com | e-mail: sales@pasternack.com

THE INFORMATION AND DESIGN IN THIS DOCUMENT IS THE PROPERTY OF PASTERNAK CORPORATION. ALL RIGHTS RESERVED.

SHEET 1 OF 1  
 SCALE N/A

SIZE A  
 CAGE DRAWN BY K.DANG  
 PART NUMBER PE88D3000  
 REV A

THESE COMMODITIES, TECHNOLOGY OR SOFTWARE WERE EXPORTED FROM THE UNITED STATES IN ACCORDANCE WITH THE EXPORT ADMINISTRATION REGULATIONS. DIVERSION CONTRARY TO U.S. LAW PROHIBITED.