



SPDT Electromechanical Relay Failsafe Switch DC to 26.5 GHz, SMA, 20 Watts, 12V Control

Electromechanical Relay Switches Technical Data Sheet

PE71S6094

Features

- Single Pole Double Throw Relay Switch
- DC to 26.5 GHz Frequency Range
- 1M Cycle Min Operating Life
- Failsafe Actuator
- Insertion Loss 0.5 dB max
- Isolation 50 dB min
- 20 Watts Avg Power Max
- Switching Sequence Break Before Make

Applications

- Test & Measurement
- Communications System
- Instrumentation

Description

The PE71S6094 is a Single Pole Double Throw Electromechanical Relay Switch that operates from DC to 26.5 GHz and has a rating of 20 Watts input power (CW) in a Break Before Make condition. The design features a Failsafe Actuator and is rated for 1M Life Cycles for high reliability operation. Insertion loss is specified from 0.2 dB max and Isolation from 80 dB min, with +12 Vdc operating voltage. Performance is guaranteed over -55°C to +85°C and the switch assembly is RoHS compliant. The package interface uses solder terminals and SMA Female connectors.

Electrical Specifications

Switch Type	SPDT, Reflective
Actuator Type	Failsafe
Switching Sequence	Break Before Make

Description	Minimum	Typical	Maximum	Units
Frequency Range	DC		26.5	GHz
Impedance		50		Ohms
Operating Voltage		12		Volts
Actuating Current @ 12 Volts		300		mA
VSWR			1.5:1	
Insertion Loss			0.5	dB
Isolation	50			dB
Input Power (CW) (at 26.5 GHz)			20	Watts

Click the following link (or enter part number in "SEARCH" on website) to obtain additional part information including price, inventory and certifications: [SPDT Electromechanical Relay Failsafe Switch DC to 26.5 GHz, SMA, 20 Watts, 12V Control PE71S6094](#)



SPDT Electromechanical Relay Failsafe Switch DC to 26.5 GHz, SMA, 20 Watts, 12V Control

Electromechanical Relay Switches Technical Data

PE71S6094

Performance by Frequency

Description	F1	F2	F3	F4	F5	Units
Frequency Range	DC to 4	4 to 8	8 to 12	12 to 18	18 to 26.5	GHz
VSWR, Max	1.25:1	1.25:1	1.3:1	1.35:1	1.5:1	
Insertion Loss, Max	0.2	0.25	0.3	0.4	0.5	dB
Isolation, Min	80	75	70	60	50	dB

Mechanical Specifications

Size

Length	1.25 in [31.75 mm]
Width/Diameter	1.27 in [32.26 mm]
Height	0.5 in [12.7 mm]
Weight	0.14 lbs [63.5 g]
Body Material and Plating	Aluminum
Package Type	Connectorized Module
Operating Life	1,000,000 Cycles
Switching Time	35 ms Max

Connectors

RF Connector Type	SMA Female
RF Connector Contact Material and Plating	Beryllium Copper, Gold
RF Connector Body Material and Plating	Passivated Stainless Steel
Control Connector	Solder Pin

Environmental Specifications

Temperature

Operating Range	-55 to +85 deg C
ESD Sensitivity	ESD Sensitive Material. Transport material in Approved ESD bags. Handle in approved ESD Workstation.



Environmental Specification Notes:
Designed to Meet MIL-DTL-3928

Compliance Certifications (visit www.Pasternack.com for current document)

RoHS Compliant

Plotted and Other Data

Notes:

Click the following link (or enter part number in "SEARCH" on website) to obtain additional part information including price, inventory and certifications: [SPDT Electromechanical Relay Failsafe Switch DC to 26.5 GHz, SMA, 20 Watts, 12V Control PE71S6094](#)

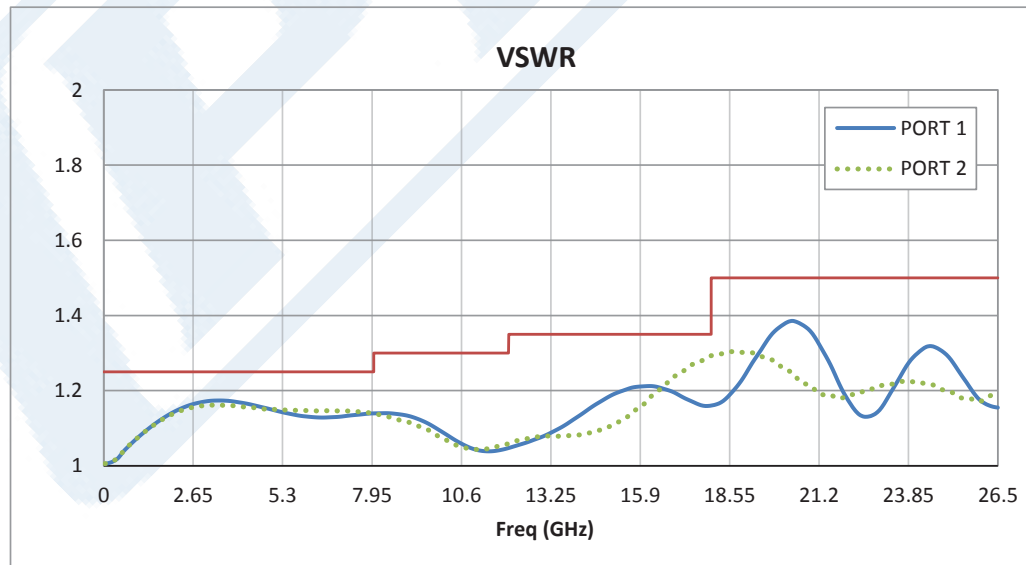
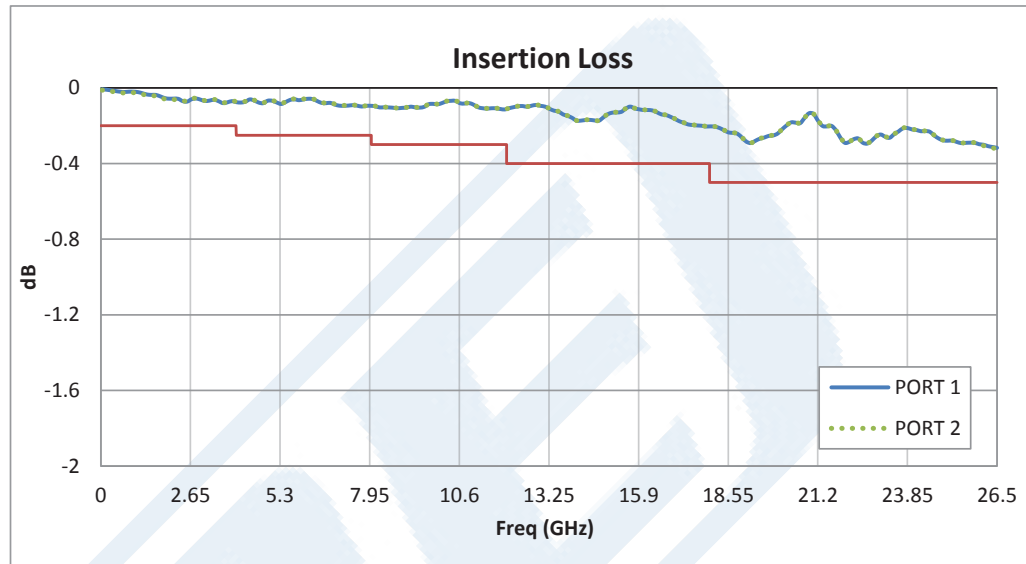


SPDT Electromechanical Relay Failsafe Switch DC
to 26.5 GHz, SMA, 20 Watts, 12V Control

Electromechanical Relay Switches Technical Data

PE71S6094

Typical Performance Data



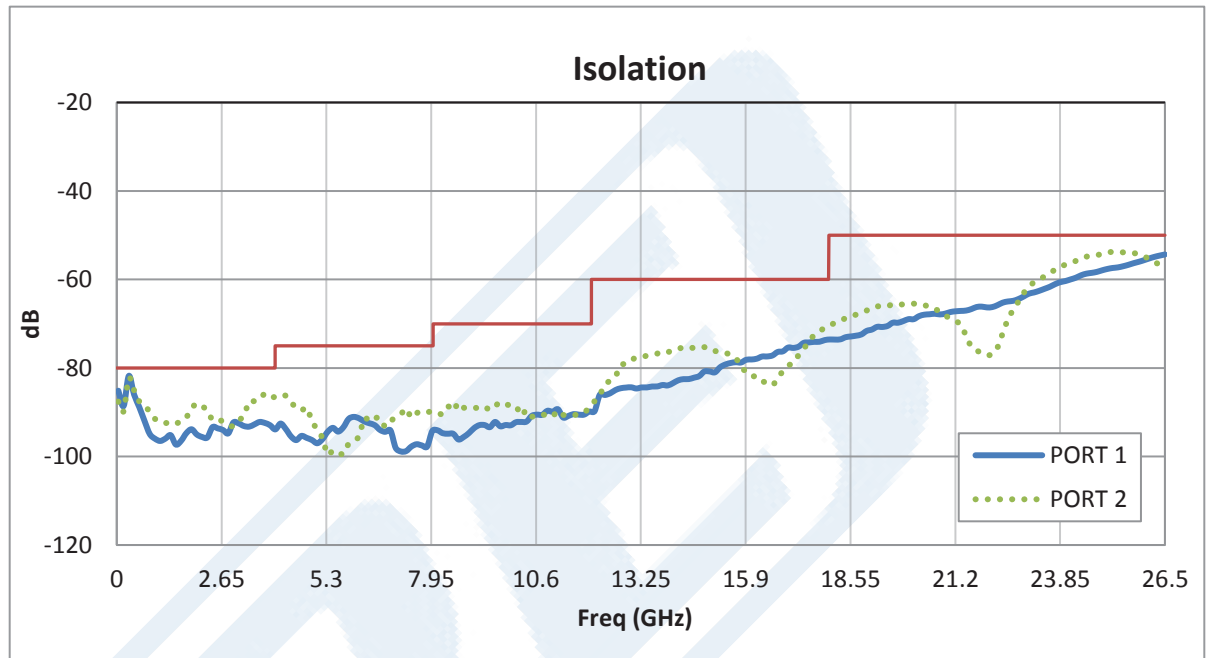
Click the following link (or enter part number in "SEARCH" on website) to obtain additional part information including price, inventory and certifications: [SPDT Electromechanical Relay Failsafe Switch DC to 26.5 GHz, SMA, 20 Watts, 12V Control PE71S6094](#)



SPDT Electromechanical Relay Failsafe Switch DC
to 26.5 GHz, SMA, 20 Watts, 12V Control

Electromechanical Relay Switches Technical Data

PE71S6094



SPDT Electromechanical Relay Failsafe Switch DC to 26.5 GHz, SMA, 20 Watts, 12V Control from Pasternack Enterprises has same day shipment for domestic and International orders. Our RF, microwave and millimeter wave products maintain a 99% availability and are part of the broadest selection in the industry.

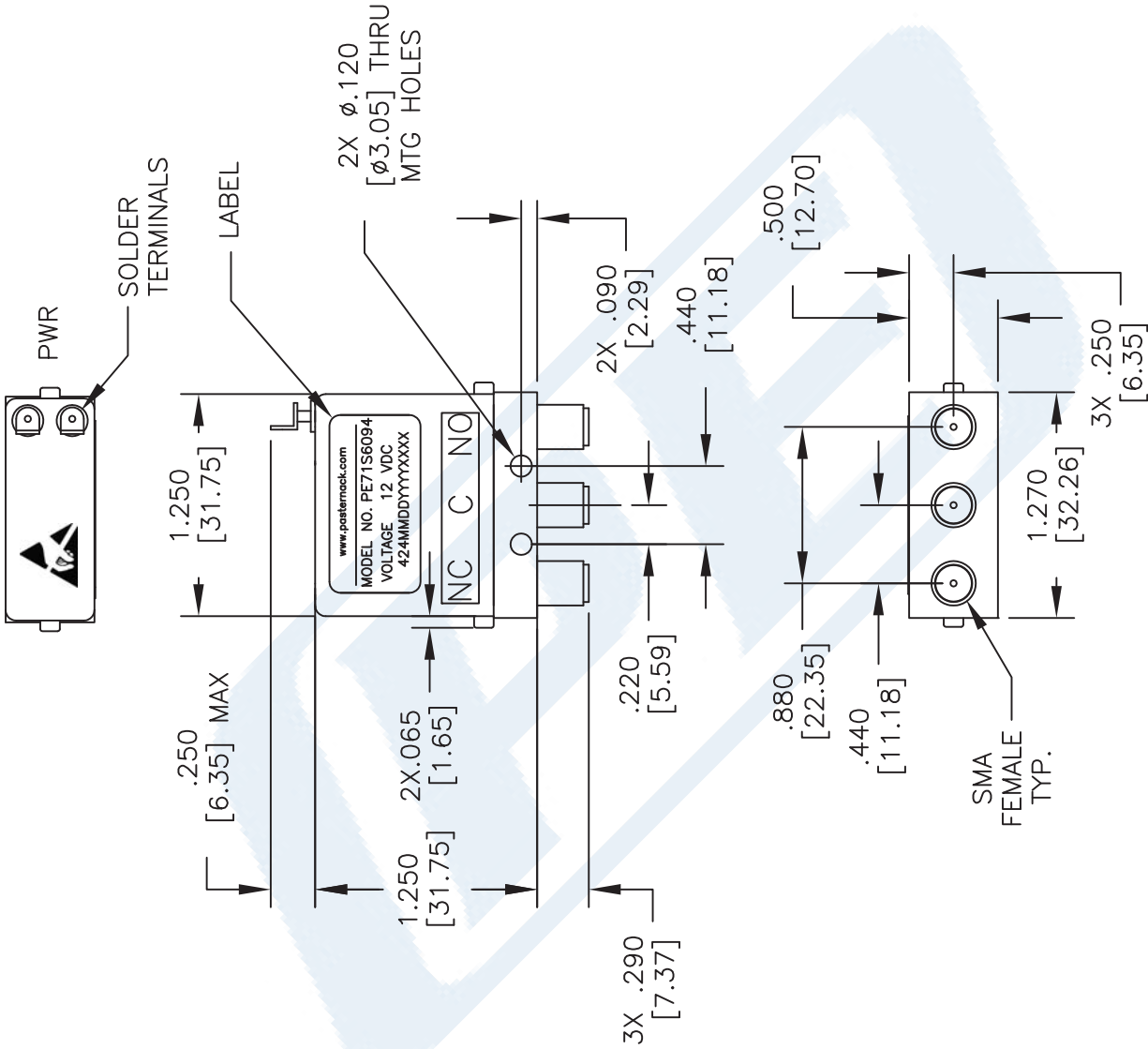
Click the following link (or enter part number in "SEARCH" on website) to obtain additional part information including price, inventory and certifications: [SPDT Electromechanical Relay Failsafe Switch DC to 26.5 GHz, SMA, 20 Watts, 12V Control PE71S6094](http://www.pasternack.com/sma-spdt-electromechanical-relay-switch-26.5-ghz-failsafe-pe71s6094-p.aspx)

URL: <http://www.pasternack.com/sma-spdt-electromechanical-relay-switch-26.5-ghz-failsafe-pe71s6094-p.aspx>

The information contained in this document is accurate to the best of our knowledge and representative of the part described herein. It may be necessary to make modifications to the part and/or the documentation of the part, in order to implement improvements. Pasternack reserves the right to make such changes as required. Unless otherwise stated, all specifications are nominal. Pasternack does not make any representation or warranty regarding the suitability of the part described herein for any particular purpose, and Pasternack does not assume any liability arising out of the use of any part or documentation.

PE71S6094 CAD Drawing

SPDT Electromechanical Relay Failsafe Switch DC to
26.5 GHz, SMA, 20 Watts, 12V Control



UNLESS OTHERWISE SPECIFIED DIMENSIONS ARE IN INCHES. TOLERANCES ARE:	
DECIMALS	ANGLES
.XX ±.03	± 1°
.XXX ±.010	
HOLE DIAMETER	TOLERANCE
.0135 TO .125	+ .004 / - .001
.126 TO .250	+ .005 / - .001
.251 TO .500	+ .006 / - .001
.501 TO .750	+ .008 / - .001
.751 TO 1.000	+ .010 / - .001
1.001 TO 2.000	+ .012 / - .001

* THESE DIMENSIONS AND TOLERANCES SUPERSEDE NOTE #1 ON TITLE BLOCK.

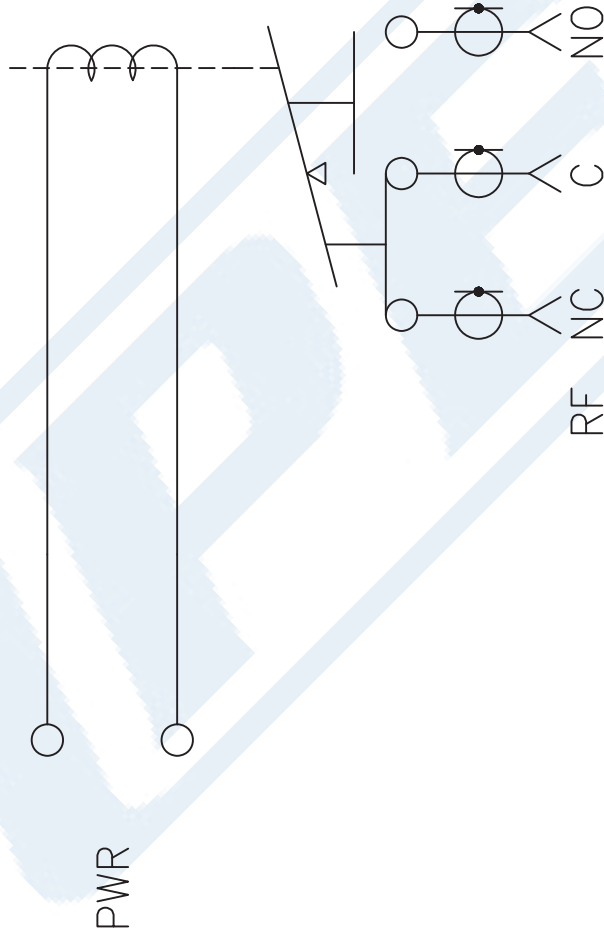
PE PASTERNAK
THE ENGINEER'S RF SOURCE
Pasternack Enterprises, Inc.
P.O. Box 16759 | Irvine | CA | 92623
Phone: (949) 261-1920 | Fax: (949) 261-7451
Website: www.pasternack.com | E-Mail: sales@pasternack.com

DWG TITLE
PE71S6094
FSCM NO. 53919

NOTES:
1. UNLESS OTHERWISE SPECIFIED ALL DIMENSIONS ARE NOMINAL.
2. ALL SPECIFICATIONS ARE SUBJECT TO CHANGE WITHOUT NOTICE AT ANY TIME.
3. DIMENSIONS ARE IN INCHES (mm).
CAD FILE 030415
SCALE N/A
SIZE A
200

PE71S6094 CAD Drawing

SPDT Electromechanical Relay Failsafe Switch DC to 26.5 GHz, SMA, 20 Watts, 12V Control



SCHMATIC FAILSAFE SHOWN IN NORMALLY CLOSED POSITION

DWG TITLE

PE71S6094

NOTES:
 1. UNLESS OTHERWISE SPECIFIED ALL DIMENSIONS ARE NOMINAL.
 2. ALL SPECIFICATIONS ARE SUBJECT TO CHANGE WITHOUT NOTICE AT ANY TIME.
 3. DIMENSIONS ARE IN INCHES [mm].

FSCM NO. 53919

CAD FILE 030415

SCALE N/A

SIZE A

200



Pasternack Enterprises, Inc.
 P.O. Box 16759 | Irvine | CA | 92623
 Phone: (949) 261-1920 | Fax: (949) 261-7451
 Website: www.pasternack.com | E-Mail: sales@pasternack.com