



## SMA RF Relay SPDT Switch From DC To 18 GHz Rated To 35 Watts And 24 Volts To 32 Volts With I, L, S Features

### TECHNICAL DATA SHEET

PE7143

#### SMA RF Relay SPDT Switch From DC To 18 GHz Rated To 35 Watts And 24 Volts To 32 Volts With I, L, S Features

##### Configuration

RF Connector	SMA Female
RF Connector Specification	MIL-C-39012
Control Connector	Solder Terminals
Frequency Range, GHz	DC to 18
Design	SPDT

##### Electrical Specifications

Frequency Range, GHz	DC to 18
Impedance, Ohms	50
Maximum Input Power, Watts	35
Maximum Input VSWR	1.5:1
Maximum Insertion Loss, dB	0.5
Minimum Isolation, dB	60
Maximum Speed, ms	15
Control Voltage, Volts	24
Actuating Current, mA	128
Indicator Voltage, Volts	32

##### Frequency 1

Range, GHz	DC to 4
Insertion Loss, dB	0.2
VSWR	1.2
Maximum Input Power, Watts	85
Minimum Isolation, dB	80

##### Frequency 2

Range, GHz	4 to 8
Insertion Loss, dB	0.3
VSWR	1.3:1
Maximum Input Power, Watts	55
Minimum Isolation, dB	70

##### Frequency 3

Range, GHz	8 to 12.4
Insertion Loss, dB	0.4
VSWR	1.4:1
Maximum Input Power, Watts	45
Minimum Isolation, dB	60

Click the following link (or enter part number in "SEARCH" on website) to obtain additional part information including price, inventory and certifications: [SMA RF Relay SPDT Switch From DC To 18 GHz Rated To 35 Watts And 24 Volts To 32 Volts With I, L, S Features PE7143](#)

The information contained in this document is accurate to the best of our knowledge and representative of the part described herein. It may be necessary to make modifications to the part and/or the documentation of the part, in order to implement improvements. Pasternack reserves the right to make such changes as required. Unless otherwise stated, all specifications are nominal.



## SMA RF Relay SPDT Switch From DC To 18 GHz Rated To 35 Watts And 24 Volts To 32 Volts With I, L, S Features

### TECHNICAL DATA SHEET

PE7143

#### Frequency 4

Range, GHz	12.4 to 18
Insertion Loss, dB	0.5
VSWR	1.5:1
Maximum Input Power, Watts	35
Minimum Isolation, dB	60

#### Mechanical Specifications

##### Temperature

Operating Range, deg C	-40 to +85
Storage Range, deg C	-55 to +100

##### Size

Length, in [mm]	1.34 [34.04]
Width, in [mm]	2.13 [54.1]
Height, in [mm]	0.5 [12.7]
Weight, lbs [g]	0.088 [39.92]
Housing Material and Plating	Aluminum, Black Anodized

##### RF Connector

Contact Material and Plating	Beryllium Copper, Gold
Body Material and Plating	Passivated Stainless Steel

##### Control Connector

Contact Material and Plating	Iron Nickel, Tin
------------------------------	------------------

#### Compliance Certifications (visit [www.Pasternack.com](http://www.Pasternack.com) for current document)

#### Plotted and Other Data

Notes:	Values at 25 °C, sea level
--------	----------------------------

SMA RF Relay SPDT Switch From DC To 18 GHz Rated To 35 Watts And 24 Volts To 32 Volts With I, L, S Features from Pasternack Enterprises has same day shipment for domestic and International orders. Our RF, microwave and fiber optic products maintain a 99% availability and are part of the broadest selection in the industry.

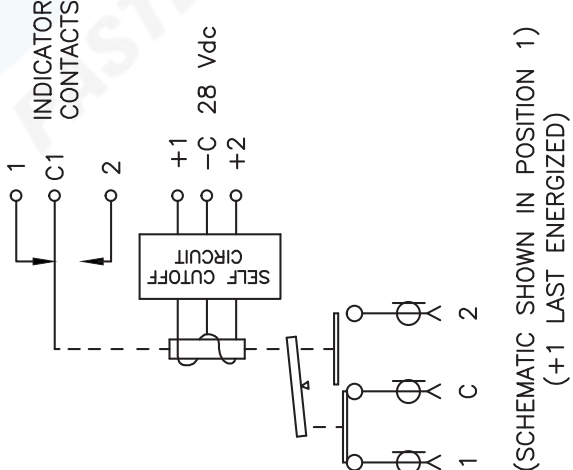
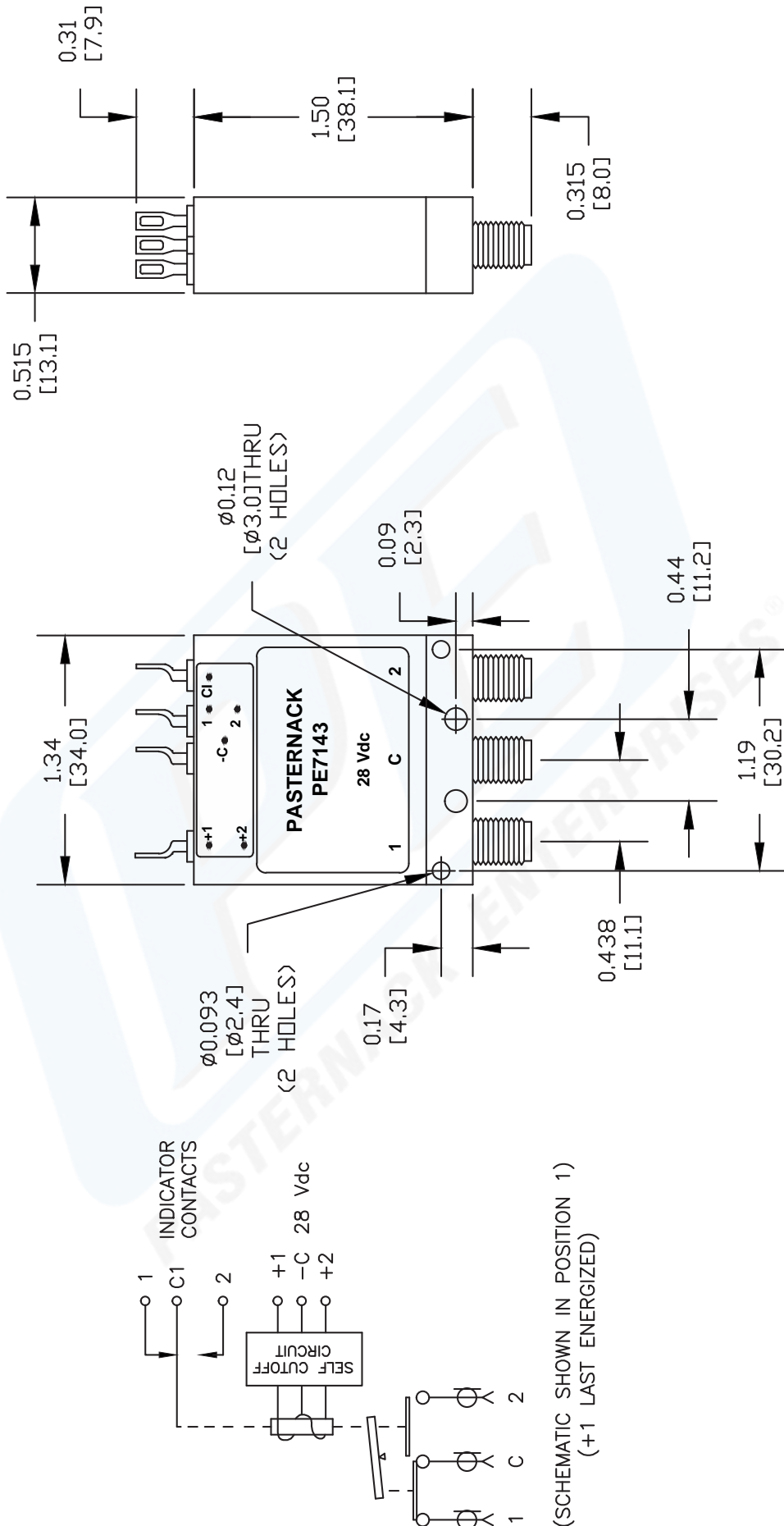
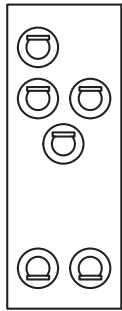
Click the following link (or enter part number in "SEARCH" on website) to obtain additional part information including price, inventory and certifications: [SMA RF Relay SPDT Switch From DC To 18 GHz Rated To 35 Watts And 24 Volts To 32 Volts With I, L, S Features PE7143](http://www.pasternack.com/sma-relay-switch-pe7143-p.aspx)

URL: <http://www.pasternack.com/sma-relay-switch-pe7143-p.aspx>

The information contained in this document is accurate to the best of our knowledge and representative of the part described herein. It may be necessary to make modifications to the part and/or the documentation of the part, in order to implement improvements. Pasternack reserves the right to make such changes as required. Unless otherwise stated, all specifications are nominal.

# PE7143 CAD Drawing

SMA RF Relay SPDT Switch From DC To 18 GHz Rated To 35 Watts And 24 Volts To 32 Volts With I, L, S Features



NOTES:  
 1. UNLESS OTHERWISE SPECIFIED ALL DIMENSIONS ARE NOMINAL.  
 2. ALL SPECIFICATIONS ARE SUBJECT TO CHANGE WITHOUT NOTICE AT ANY TIME.  
 3. DIMENSIONS ARE IN INCHES (mm).

DWG TITLE  
**PE7143**

**PASTERNAK®**  
 Pasternack Enterprises, Inc.  
 P.O. Box 16759 | Irvine | CA | 92623  
 Phone: (949) 261-1920 | Fax: (949) 261-7451  
 Website: www.pasternack.com | E-Mail: sales@pasternack.com

FSCM NO. 53919

CAD FILE 030309-A

SCALE N/A

SIZE A

XXXX