



6 dB Fixed Attenuator, SMA Male to SMA Female Passivated Stainless Steel Body Rated to 2 Watts Up to 26 GHz

RF Fixed Attenuators Technical Data Sheet

PE7087-6

Features

- Bidirectional
- DC to 26 GHz Frequency Range
- Attenuation 6 ± 0.5 dB
- Max Power 2 Watts (CW)
- VSWR < 1.35:1

Applications

- Instrumentation//Precision measurements//Prototyping and characterization//Production systems

Description

Pasternack carries a wide range of fixed attenuators with a broad selection of attenuation levels, frequency ranges, and power dissipation ranges. RF microwave attenuators (also known as RF pads) lower the amplitude of a signal (attenuate) a known amount and can be used in a wide variety of applications. These attenuator pads are used when a signal needs to be reduced to protect measurement equipment or other circuitry, to extend the range of power meters and amplifiers, and to impedance match circuits by reducing the VSWR seen by adjacent components. RF attenuators can prevent signal overload in amplifiers, receivers and detectors, adjusting the signal level to a range that is optimal.

Few RF components are as commonly used as fixed coaxial attenuators, and Pasternack carries one of the largest in-stock varieties and ships them same day. The 6 dB Fixed Attenuator PE7087-6 is rated to 2 Watts and operates from DC to 26 GHz. The versatile coaxial package uses SMA male to SMA female connectors and is also REACH and RoHS compliant.

Electrical Specifications

Description	Minimum	Typical	Maximum	Units
Frequency Range	DC		26	GHz
Impedance		50		Ohms
Nominal Attenuation		6		dB
Attenuation Accuracy		0.75		dB
VSWR			1.4:1	
Input Power, CW derated linearly from 2W @ 25°C to .5W @ 125°C			2	Watts
Input Power, Peak 5µs pulse, .1% duty cycle			500	Watts

Click the following link (or enter part number in "SEARCH" on website) to obtain additional part information including price, inventory and certifications: [6 dB Fixed Attenuator, SMA Male to SMA Female Passivated Stainless Steel Body Rated to 2 Watts Up to 26 GHz PE7087-6](#)



6 dB Fixed Attenuator, SMA Male to SMA Female Passivated
 Stainless Steel Body Rated to 2 Watts Up to 26 GHz

RF Fixed Attenuators Technical Data Sheet

PE7087-6

Specifications by Frequency

Description	F1	F2	F3	F4	F5	Units
Range	DC to 6	6 to 18	18 to 26			GHz
VSWR, Max	1.15:1	1.3:1	1.4:1			

Mechanical Specifications

Size

Length	0.86 in [21.84 mm]
Width/Diameter	0.312 in [7.92 mm]
Weight	0.013 lbs [5.9 g]
Body Material and Plating	Passivated Stainless Steel

Configuration

Design	Fixed, Bidirectional
Package Style	Connectorized Module

Connectors

Description	Connector 1	Connector 2
Type	SMA Male	SMA Female
Connector Specification	MIL-STD-348	MIL-STD-348
Contact Material and Plating	Beryllium Copper, Gold	Beryllium Copper, Gold
Dielectric Type	Teflon	Teflon
Coupling Nut Material and Plating	Passivated Stainless Steel	
Body Material and Plating	Passivated Stainless Steel	Passivated Stainless Steel

Environmental Specifications

Temperature

Operating Range	-65 to +125 deg C
-----------------	-------------------

Environmental Specification Notes:
 Meets environmental requirements of MIL-DTL-3933/21.

Compliance Certifications (see [product page](#) for current document)

Plotted and Other Data

Notes:

Click the following link (or enter part number in "SEARCH" on website) to obtain additional part information including price, inventory and certifications: [6 dB Fixed Attenuator, SMA Male to SMA Female Passivated Stainless Steel Body Rated to 2 Watts Up to 26 GHz PE7087-6](#)

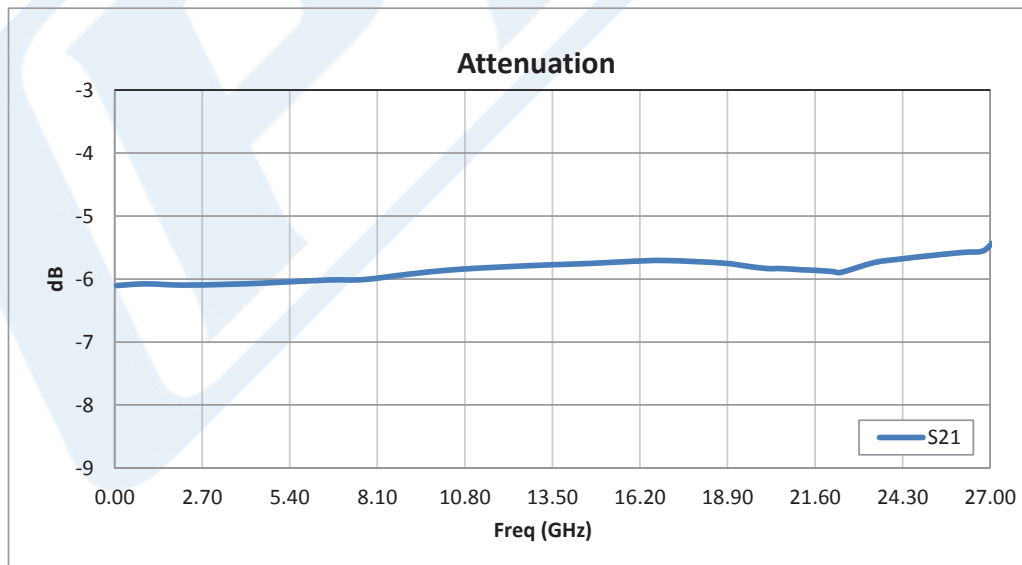


6 dB Fixed Attenuator, SMA Male to SMA Female Passivated
Stainless Steel Body Rated to 2 Watts Up to 26 GHz

RF Fixed Attenuators Technical Data Sheet

PE7087-6

Typical Performance Data



Click the following link (or enter part number in "SEARCH" on website) to obtain additional part information including price, inventory and certifications: [6 dB Fixed Attenuator, SMA Male to SMA Female Passivated Stainless Steel Body Rated to 2 Watts Up to 26 GHz PE7087-6](#)



6 dB Fixed Attenuator, SMA Male to SMA Female Passivated
Stainless Steel Body Rated to 2 Watts Up to 26 GHz

RF Fixed Attenuators Technical Data Sheet

PE7087-6

6 dB Fixed Attenuator, SMA Male to SMA Female Passivated Stainless Steel Body Rated to 2 Watts Up to 26 GHz from Pasternack Enterprises has same day shipment for domestic and International orders. Our RF, microwave and millimeter wave products maintain a 99.4% availability and are part of the broadest selection in the industry.

Click the following link (or enter part number in "SEARCH" on website) to obtain additional part information including price, inventory and certifications: [6 dB Fixed Attenuator, SMA Male to SMA Female Passivated Stainless Steel Body Rated to 2 Watts Up to 26 GHz PE7087-6](https://www.pasternack.com/6db-fixed-sma-male-sma-female-2-watts-attenuator-pe7087-6-p.aspx)

URL: <https://www.pasternack.com/6db-fixed-sma-male-sma-female-2-watts-attenuator-pe7087-6-p.aspx>

PE7087-6 CAD Drawing

6 dB Fixed Attenuator, SMA Male to SMA Female Passivated
Stainless Steel Body Rated to 2 Watts Up to 26 GHz

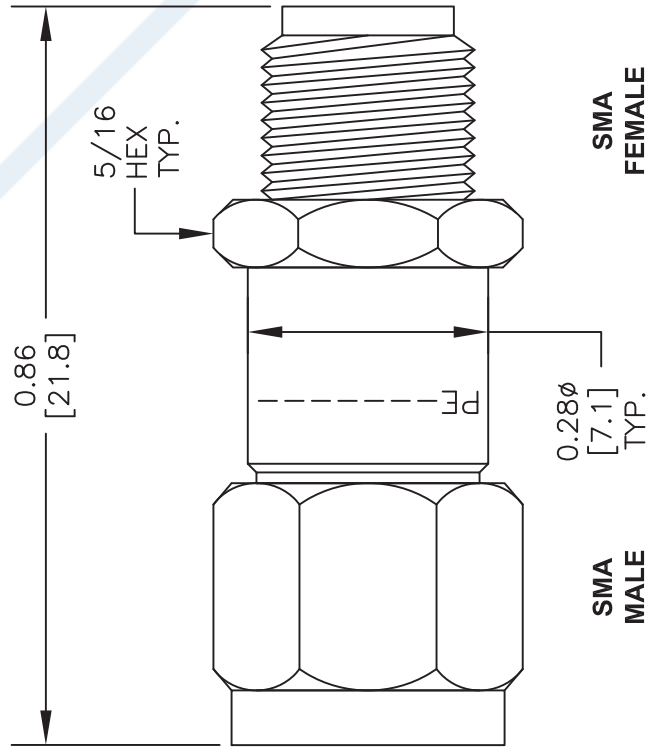
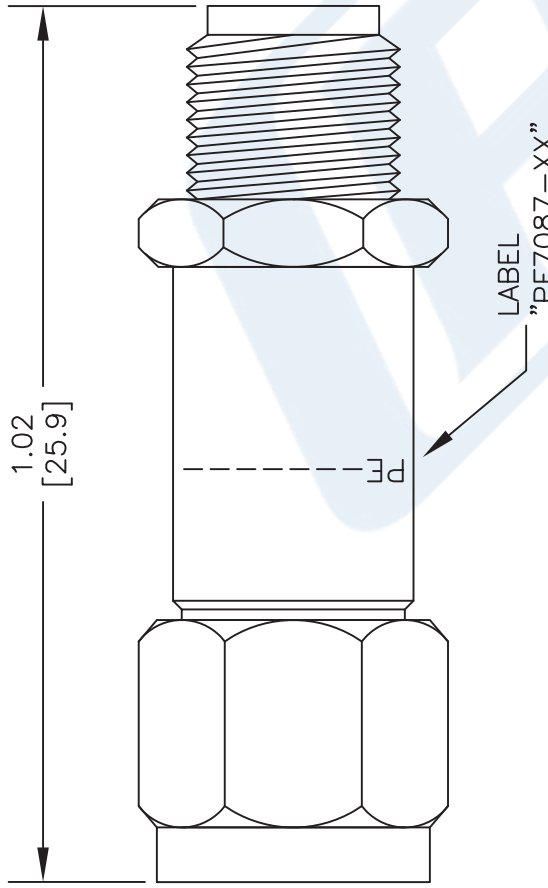
P/N	ATTEN.	FIGURE
PE7087-0	0 dB	2
PE7087-1	1 dB	2
PE7087-2	2 dB	2
PE7087-3	3 dB	2
PE7087-4	4 dB	2
PE7087-5	5 dB	2
PE7087-6	6 dB	2
PE7087-7	7 dB	2
PE7087-8	8 dB	2
PE7087-9	9 dB	2
PE7087-10	10 dB	2
PE7087-12	12 dB	2
PE7087-15	15 dB	1
PE7087-20	20 dB	1
PE7087-30	30 dB	1

STANDARD TOLERANCES
.X ±0.050
.XX ±0.030
.XXX ±0.015

*STANDARD TOLERANCES APPLY ONLY TO DIMENSIONS IN INCHES

NOTES:
1. UNLESS OTHERWISE SPECIFIED ALL DIMENSIONS ARE NOMINAL.
2. ALL SPECIFICATIONS ARE SUBJECT TO CHANGE WITHOUT NOTICE AT ANY TIME.
3. DIMENSIONS ARE IN INCHES [mm].

CAD FILE 022916 SCALE N/A SIZE A 3045



DWG TITLE
PE7087

FSCM NO. 53919

PE PASTERNAK
THE ENGINEER'S RF SOURCE

Pasternack Enterprises, Inc.
P.O. Box 16759 | Irvine | CA | 92623

Phone: (949) 261-1920 | Fax: (949) 261-7451
Website: www.pasternack.com | E-Mail: sales@pasternack.com