



50 Watt RF Load Up to 3 GHz With N Male Input Round Body Black Anodized Aluminum Heatsink

RF Terminations Technical Data Sheet

PE6189

Features

- DC to 3 GHz Frequency Range
- VSWR 1.1:1 Max
- Max Power 50 Watt (CW)
- N Male Coaxial Interface

Applications

- Wireless
- SatCom
- Radar Systems
- Test and Measurement
- Commercial and Military Communication

Description

Pasternack's PE6189 is an RF termination (also called RF load or dummy load) that operates from DC to 3 GHz and handles up to 50 Watt (CW). Our N termination / load has a male gender. PE6189 N load termination offers 1.1:1 max VSWR. This Pasternack 50W N terminator has a heatsink body which is designed to provide adequate heat dissipation within its full frequency of operation.

RF load / terminations are indispensable components in many RF, microwave and millimeter wave systems where signal reflection from unused ports can potentially damage the device or reduce the signal integrity. By using a terminator on an unused port with a matched load (dummy load), the incident energy will be absorbed with minimal reflection. These termination components are commonly used to terminate devices such as couplers, circulators, and switches. They are also widely used in measurement systems to ensure accurate results. Pasternack offers a huge selection of RF, microwave and millimeter wave terminations up to 65 GHz with excellent performance over the entire operating range and power handling capabilities up to 800 Watt (CW).

Electrical Specifications

Description	Minimum	Typical	Maximum	Units
Frequency Range	DC		3	GHz
Impedance		50		Ohms
VSWR			1.1:1	
Passive Intermodulation	-100			dBc
Input Power (CW)			50	Watts
Input Power (Peak) 5µs pulse, 5% duty cycle			1	kWatts

Electrical Specification Notes:

Passive intermodulation measured with two 20W signals at 935 MHz and 960 MHz.

Mechanical Specifications

Size

Length	5 in [127 mm]
Width	1.97 in [50.04 mm]
Weight	0.8695 lbs [394.4 g]

Click the following link (or enter part number in "SEARCH" on website) to obtain additional part information including price, inventory and certifications: [50 Watt RF Load Up to 3 GHz With N Male Input Round Body Black Anodized Aluminum Heatsink PE6189](#)



50 Watt RF Load Up to 3 GHz With N Male Input
Round Body Black Anodized Aluminum Heatsink

RF Terminations Technical Data Sheet

PE6189

Configuration

Connector N Male

Material Specifications

Description	Material	Plating
Connector 1 Contact	Brass	Gold
Body	Brass	Nickel
Coupling Nut	Brass	Nickel
Housing	Black Anodized Aluminum Heatsink	

Environmental Specifications

Temperature

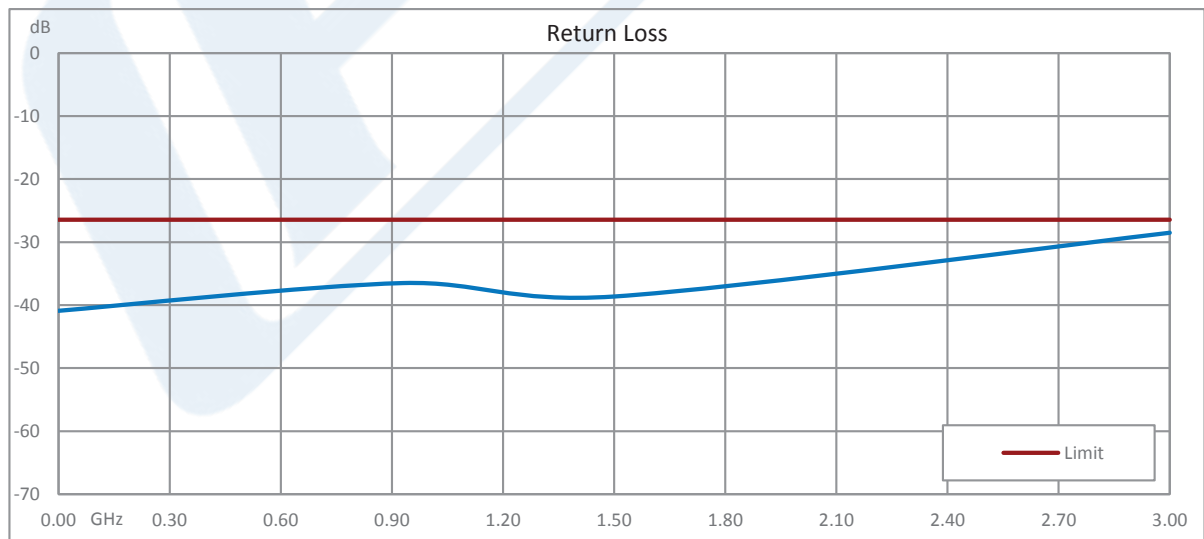
Operating Range -55 to +125 deg C

Compliance Certifications (see [product page](#) for current document)

Plotted and Other Data

Notes:

Typical Performance Data



Click the following link (or enter part number in "SEARCH" on website) to obtain additional part information including price, inventory and certifications: [50 Watt RF Load Up to 3 GHz With N Male Input Round Body Black Anodized Aluminum Heatsink PE6189](#)



50 Watt RF Load Up to 3 GHz With N Male Input Round Body Black Anodized Aluminum Heatsink

RF Terminations Technical Data Sheet

PE6189

50 Watt RF Load Up to 3 GHz With N Male Input Round Body Black Anodized Aluminum Heatsink from Pasternack Enterprises has same day shipment for domestic and International orders. Our RF, microwave and millimeter wave products maintain a 99.4% availability and are part of the broadest selection in the industry.

Click the following link (or enter part number in "SEARCH" on website) to obtain additional part information including price, inventory and certifications: [50 Watt RF Load Up to 3 GHz With N Male Input Round Body Black Anodized Aluminum Heatsink PE6189](https://www.pasternack.com/50-watts-n-male-rf-load-up-to-3-ghz-pe6189-p.aspx)

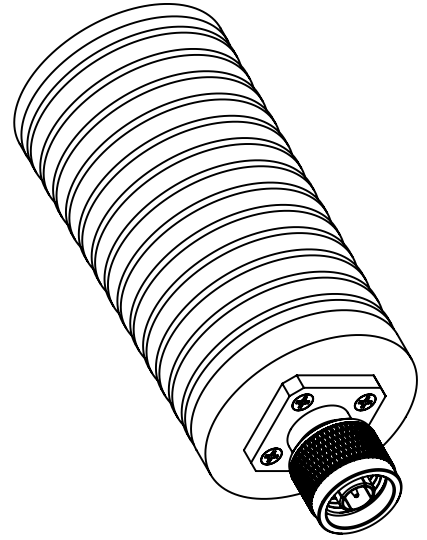
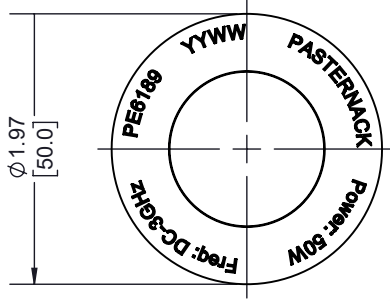
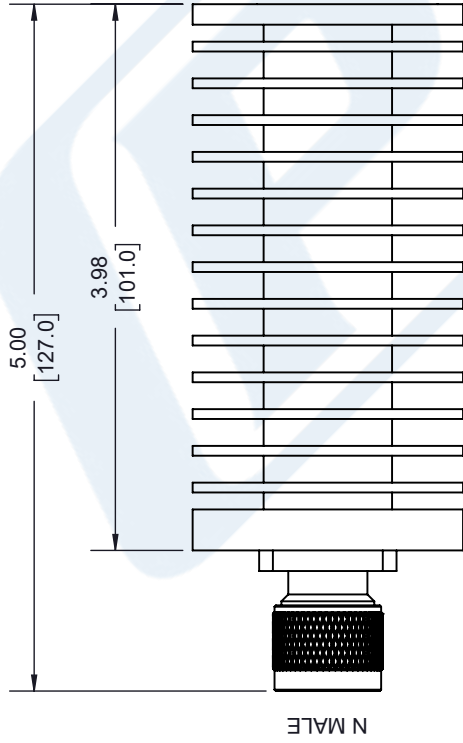
URL: <https://www.pasternack.com/50-watts-n-male-rf-load-up-to-3-ghz-pe6189-p.aspx>

The information contained in this document is accurate to the best of our knowledge and representative of the part described herein. It may be necessary to make modifications to the part and/or the documentation of the part, in order to implement improvements. Pasternack reserves the right to make such changes as required. Unless otherwise stated, all specifications are nominal. Pasternack does not make any representation or warranty regarding the suitability of the part described herein for any particular purpose, and Pasternack does not assume any liability arising out of the use of any part or documentation.

PE6189 CAD Drawing

50 Watt RF Load Up to 3 GHz With N Male Input Round
Body Black Anodized Aluminum Heatsink

REVISIONS			
REV.	DESCRIPTION	DATE	APPROVED
A	PCR PE6189	10/7/2020	S.PONG



UNLESS OTHERWISE SPECIFIED
LEADING DIMENSIONS ARE INCHES
DIMENSIONS IN [] ARE MILLIMETERS

TOLERANCES:

.X = ±.2 [5.08] FRACTIONS ± 1/32
.XX = ±.02 [.51] ± 1/32
.XXX = ±.005 [.13] ANGLES ± 1°

CABLE LENGTH (L), TOLERANCES:

L ≤ 12 [305] = +1 [25] / -0
12 [305] < L ≤ 60 [1524] = +2 [51] / -0
60 [1524] < L ≤ 120 [3048] = +4 [102] / -0
120 [3048] < L ≤ 300 [7620] = +6 [152] / -0
300 [7620] < L = +5% / -0

ALL DIMENSIONS SHOWN
ARE FOR REFERENCE ONLY.

PE PASTERNAK
an INFINITE brand

Pasternack Enterprises, Inc.
P. O. Box 16759, Irvine, CA 92623.
Phone: 1.949.261.1920 | 1.866.727.8376
Fax: 1.949.261.7451
Website: www.pasternack.com
E-mail: sales@pasternack.com

SIZE A CAGE CODE 53919 DRAWN BY K.DANG ITEM NO. PE6189

THIRD-ANGLE PROJECTION

THE INFORMATION AND
DESIGN IN THIS DOCUMENT
IS THE PROPERTY OF
PASTERNAK CORPORATION
ALL RIGHTS RESERVED.

SHEET 1 OF 1

SCALE N/A

REV A