



QN Male Connector Solder Attachment For
PE-SR402AL, PE-SR402FL, RG402

TECHNICAL DATA SHEET

PE44599

QN Male Connector Solder Attachment For PE-SR402AL, PE-SR402FL, RG402

Configuration

Connector	QN Male
Connector Interface Type	PE-SR402AL,PE-SR402FL,RG402
Cable Attachment Method (Shield/Contact)	Solder/Solder
Body Style	Straight

Electrical Specifications

Impedance, Ohms	50
-----------------	----

Mechanical Specifications

Size

Length, in [mm]	0.992 [25.2]
Width/Dia., in [mm]	0.748 [19.00]
Weight, lbs [g]	0.082 [37.19]

Connector

Type	QN Male
Contact Material and Plating	Gold
Body Material and Plating	Brass, Tri-Metal
Dielectric Type	PTFE

Compliance Certifications (visit www.Pasternack.com for current document)

RoHS Compliant	Yes
----------------	-----

Plotted and Other Data

Notes:	Values at 25 °C, sea level
--------	----------------------------

QN Male Connector Solder Attachment For PE-SR402AL, PE-SR402FL, RG402 from Pasternack Enterprises has same day shipment for domestic and International orders. Our RF, microwave and fiber optic products maintain a 99% availability and are part of the broadest selection in the industry.

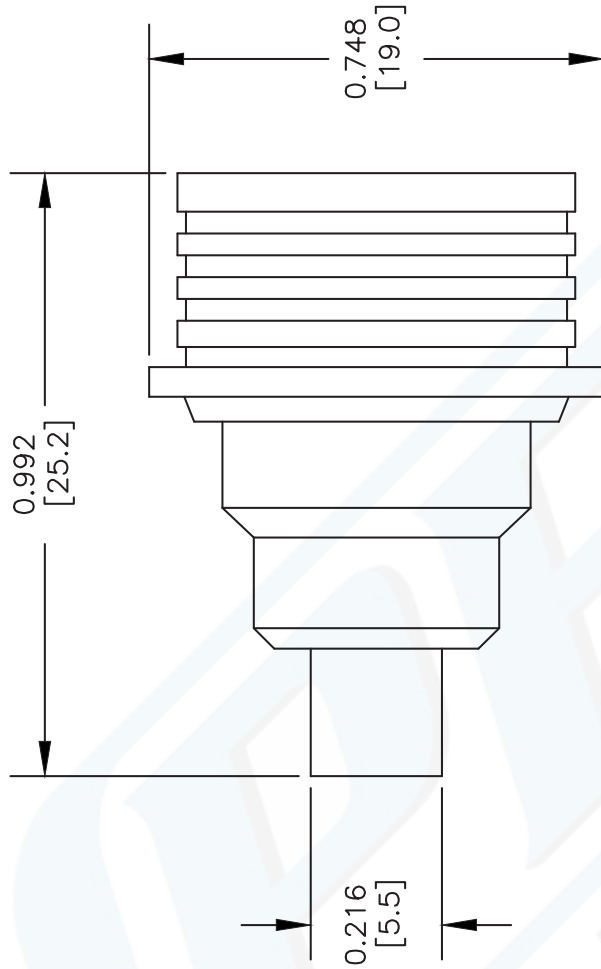
Click the following link (or enter part number in "SEARCH" on website) to obtain additional part information including price, inventory and certifications: [QN Male Connector Solder Attachment For PE-SR402AL, PE-SR402FL, RG402 PE44599](http://www.pasternack.com/qn-male-standard-pe-sr402al-pe-sr402fl-rg402-connector-pe44599-p.aspx)

URL: <http://www.pasternack.com/qn-male-standard-pe-sr402al-pe-sr402fl-rg402-connector-pe44599-p.aspx>

The information contained in this document is accurate to the best of our knowledge and representative of the part described herein. It may be necessary to make modifications to the part and/or the documentation of the part, in order to implement improvements. Pasternack reserves the right to make such changes as required. Unless otherwise stated, all specifications are nominal.

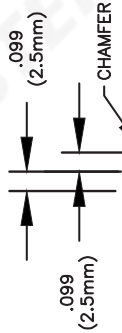
PE44599 CAD Drawing

QN Male Connector Solder Attachment For PE-SR402AL, PE-SR402FL, RG402

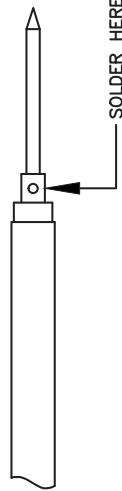


ASSEMBLY INSTRUCTIONS

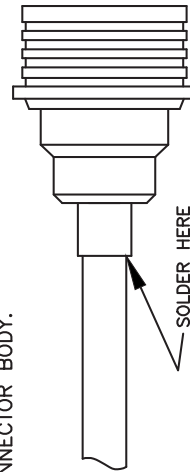
1. STRIP CABLE AS SHOWN AND CHAMFER CENTER CONDUCTOR.



2. SLIDE CONTACT OVER CENTER CONDUCTOR AND SOLDER IT.



3. INSERT STRIPPED CABLE INTO THE BODY UNTIL IT STOPS. SOLDER THE COPPER JACKET TO THE CONNECTOR BODY.



PASTERNAK

Pasternack Enterprises, Inc.
 P.O. Box 16759 | Irvine | CA | 92623
 Phone: (949) 261-1920 | Fax: (949) 261-7451
 Website: www.pasternack.com | E-Mail: sales@pasternack.com

DWG TITLE

PE44599

FSCM NO. 53919

NOTES:
 1. UNLESS OTHERWISE SPECIFIED ALL DIMENSIONS ARE NOMINAL.
 2. ALL SPECIFICATIONS ARE SUBJECT TO CHANGE WITHOUT NOTICE AT ANY TIME.
 3. DIMENSIONS ARE IN INCHES [mm].
 4. FITS MIL-C-17 AND EQUIVALENT CABLES.

CAD FILE 061608

SCALE N/A

SIZE A

XXXX