



QN Male Connector Crimp/Solder Attachment For RG55, RG142, RG223, RG400

TECHNICAL DATA SHEET

PE44595

QN Male Connector Crimp/Solder Attachment For RG55, RG142, RG223, RG400

Configuration

Connector	QN Male
Connector Interface Type	RG55, RG142, RG223, RG400
Cable Attachment Method (Shield/Contact)	Crimp/Solder
Body Style	Straight

Electrical Specifications

Frequency Range, GHz	DC to 11
Impedance, Ohms	50
Maximum Operating Voltage, Volts	1,000
Dielectric Withstanding Voltage, Vrms	2,500

Frequency 1

Frequency, MHz	DC to 1,000
Return Loss, dB	32
Insertion Loss, dB	0.05

Frequency 2

Frequency, GHz	1 to 2.5
VSWR	1:1
Insertion Loss, dB	0.08
Power Handling, Watts	300

Frequency 3

Frequency, GHz	2.5 to 6
Return Loss, dB	27
Insertion Loss, dB	0.12

Mechanical Specifications

Temperature

Operating Range, deg C	-40 to +125
------------------------	-------------

Size

Length, in [mm]	1.378 [35]
Width/Dia., in [mm]	0.748 [19.00]
Weight, lbs [g]	0.068 [30.84]

Click the following link (or enter part number in "SEARCH" on website) to obtain additional part information including price, inventory and certifications: [QN Male Connector Crimp/Solder Attachment For RG55, RG142, RG223, RG400 PE44595](#)

The information contained in this document is accurate to the best of our knowledge and representative of the part described herein. It may be necessary to make modifications to the part and/or the documentation of the part, in order to implement improvements. Pasternack reserves the right to make such changes as required. Unless otherwise stated, all specifications are nominal.



QN Male Connector Crimp/Solder Attachment
For RG55, RG142, RG223, RG400

TECHNICAL DATA SHEET

PE44595

Connector

Type	QN Male
Mating Cycles	100
Contact Material and Plating	Brass, Gold
Body Material and Plating	Brass, Tri-Metal
Dielectric Type	PTFE

Compliance Certifications (visit www.Pasternack.com for current document)

RoHS Compliant	Yes
----------------	-----

Plotted and Other Data

Notes:	Values at 25 °C, sea level
--------	----------------------------

QN Male Connector Crimp/Solder Attachment For RG55, RG142, RG223, RG400 from Pasternack Enterprises has same day shipment for domestic and International orders. Our RF, microwave and fiber optic products maintain a 99% availability and are part of the broadest selection in the industry.

Click the following link (or enter part number in "SEARCH" on website) to obtain additional part information including price, inventory and certifications: [QN Male Connector Crimp/Solder Attachment For RG55, RG142, RG223, RG400 PE44595](http://www.pasternack.com/qn-male-standard-rg55-rg142-rg223-rg400-connector-pe44595-p.aspx)

URL: <http://www.pasternack.com/qn-male-standard-rg55-rg142-rg223-rg400-connector-pe44595-p.aspx>

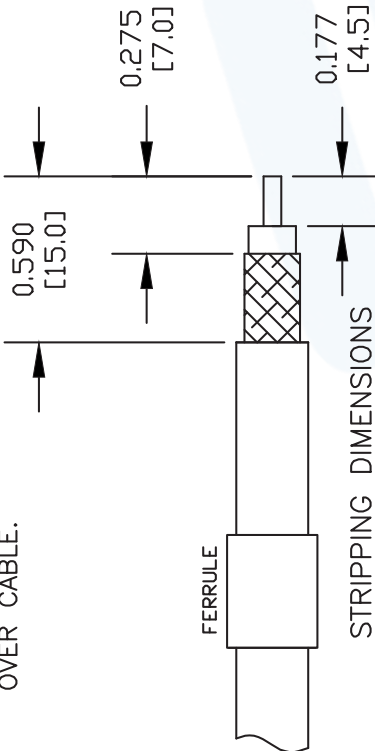
The information contained in this document is accurate to the best of our knowledge and representative of the part described herein. It may be necessary to make modifications to the part and/or the documentation of the part, in order to implement improvements. Pasternack reserves the right to make such changes as required. Unless otherwise stated, all specifications are nominal.

PE44595 CAD Drawing

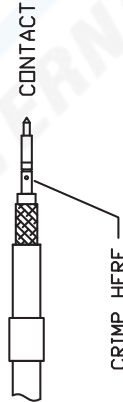
QN Male Connector Crimp/Solder Attachment For RG55, RG142, RG223, RG400

ASSEMBLY PROCEDURES

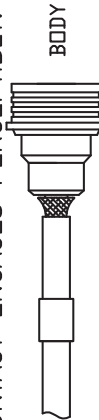
1. STRIP CABLE AS SHOWN. SLIDE FERRULE OVER CABLE.



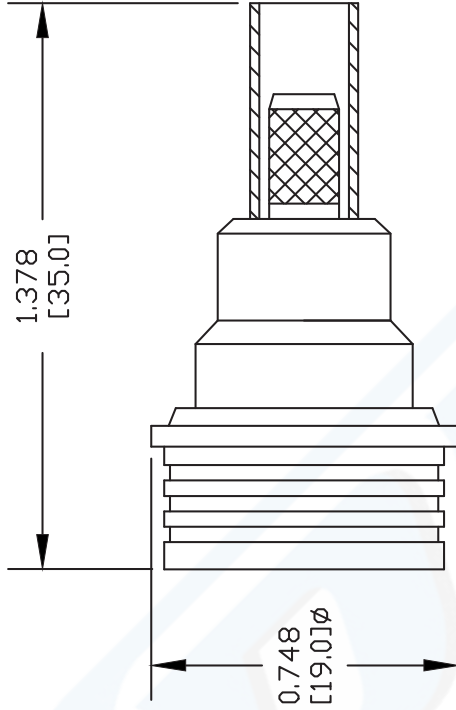
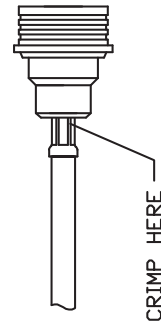
2. INSERT DIELECTRIC INTO CONTACT AND CRIMP IT WITH .100" HEX CRIMP TOOL. SPLAY OUT THE BRAID.



3. INSERT STRIPPED CABLE INTO BODY UNTIL CONTACT ENGAGES PERCEPTIBLY.



4. SLIDE FERRULE OVER BRAID UP TO THE CONNECTOR BODY AND CRIMP AS CLOSE TO THE CONNECTOR BODY AS POSSIBLE USING A .213" HEX CRIMP TOOL.



DWG TITLE

PE44595

NOTES:
 1. UNLESS OTHERWISE SPECIFIED ALL DIMENSIONS ARE NOMINAL.
 2. ALL SPECIFICATIONS ARE SUBJECT TO CHANGE WITHOUT NOTICE AT ANY TIME.
 3. DIMENSIONS ARE IN INCHES [mm].
 4. FITS MIL-C-17 AND EQUIVALENT CABLES.

FSCM NO. 53919

CAD FILE 061608

SCALE N/A

SIZE A

XXXX

PE PASTERNAK

Pasternack Enterprises, Inc.
 P.O. Box 16759 | Irvine | CA | 92623
 Phone: (949) 261-1920 | Fax: (949) 261-7451
 Website: www.pasternack.com | E-Mail: sales@pasternack.com