



SMA Male to TNC Female Bulkhead Cable Using RG316 Coax

RF Cable Assemblies Technical Data Sheet

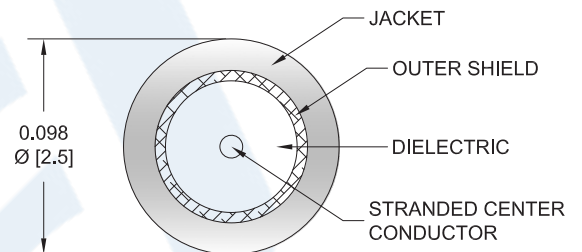
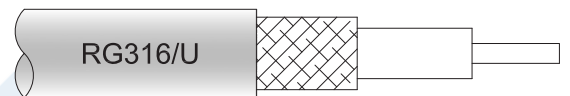
PE3W05224

Configuration

- Connector 1: SMA Male
- Connector 2: TNC Female Bulkhead
- Cable Type: RG316

Features

- Max Frequency 1 GHz
- 69% Phase Velocity
- FEP Jacket



Applications

- General Purpose
- Laboratory Use

Description

Pasternack's PE3W05224 SMA male to TNC female bulkhead cable using RG316 coax is part of our full line of RF components available for same-day shipping. Pasternack's flexible RF cable assemblies are ideal for applications where tight bends and flexure are required. This Pasternack SMA to TNC cable assembly has a male to female gender configuration with 50 ohm flexible RG316 coax. The PE3W05224 SMA male to TNC female cable assembly operates to 1 GHz. Our RF cable assembly with TNC bulkhead interface allows designers to create external connections on their product enclosures, and can be used in a variety of other rack mount and panel mount applications.

Custom versions of most RF cable assemblies can be built and shipped same day. Custom cable assembly lengths can be obtained by specifying the desired length on the web site at time of order or by contacting a sales representative. Other available RF cable assembly value added services include connector orientation or clocking, heat shrink booting and custom labeling. RF testing can also be performed to document the electrical performance of your cable assembly.

Click the following link (or enter part number in "SEARCH" on website) to obtain additional part information including price, inventory and certifications: [SMA Male to TNC Female Bulkhead Cable Using RG316 Coax PE3W05224](#)



SMA Male to TNC Female Bulkhead Cable Using RG316 Coax

RF Cable Assemblies Technical Data Sheet

PE3W05224

Electrical Specifications

Description	Minimum	Typical	Maximum	Units
Frequency Range	DC		1,000	MHz
VSWR			1.5:1	
Velocity of Propagation		69		%
Jacket Spark			2,000	Vrms

Specifications by Frequency

Description	F1	F2	F3	F4	F5	Units
Frequency	50	100	250	500	1,000	MHz
Insertion Loss (Max.)	0.08	0.11	0.16	0.24	0.38	dB/ft
	0.26	0.36	0.52	0.79	1.25	

Electrical Specification Notes:

Insertion Loss does not include the loss of the connectors. Insertion Loss is estimated as 0.2dB of connector loss.

Mechanical Specifications

Cable Assembly

Cable

Cable Type	RG316
Impedance	50 Ohms
Inner Conductor Type	Stranded
Inner Conductor Material and Plating	Copper Clad Steel, Silver
Dielectric Type	PTFE
Number of Shields	1
Shield Layer 1	Silver Plated Copper Braid
Jacket Material	FEP, Tan
Jacket Diameter	0.098 in [2.49 mm]

Click the following link (or enter part number in "SEARCH" on website) to obtain additional part information including price, inventory and certifications: [SMA Male to TNC Female Bulkhead Cable Using RG316 Coax PE3W05224](#)



SMA Male to TNC Female Bulkhead Cable Using RG316 Coax

RF Cable Assemblies Technical Data Sheet

PE3W05224

Connectors

Description	Connector 1	Connector 2
Type	SMA Male	TNC Female Bulkhead
Specification		MIL-STD-348A
Impedance	50 Ohms	50 Ohms
Contact Material and Plating	Brass, Gold	Brass, Gold
Contact Plating Specification		30 µin minimum
Dielectric Type	PTFE	PTFE
Body Material and Plating	Brass, Gold	Brass, Nickel
Body Plating Specification		100 µin minimum
Coupling Nut Material and Plating	Brass, Gold	
Hex Size	5/16 in	
Torque	5 in-lbs [0.57 Nm]	

Compliance Certifications (see [product page](#) for current document)

Plotted and Other Data

Notes:

Click the following link (or enter part number in "SEARCH" on website) to obtain additional part information including price, inventory and certifications: [SMA Male to TNC Female Bulkhead Cable Using RG316 Coax PE3W05224](#)



SMA Male to TNC Female Bulkhead Cable Using RG316 Coax

RF Cable Assemblies Technical Data Sheet

PE3W05224

How to Order

Part Number Configuration:

PE3W05224

- **xx**

uu

Unit of Measure:

cm = Centimeters

<blank> = Inches

Length

Base Number

Example: PE3W05224-12 = 12 inches long cable
PE3W05224-100cm = 100 cm long cable

SMA Male to TNC Female Bulkhead Cable Using RG316 Coax from Pasternack Enterprises has same day shipment for domestic and International orders. Our RF, microwave and millimeter wave products maintain a 99.4% availability and are part of the broadest selection in the industry.

Click the following link (or enter part number in "SEARCH" on website) to obtain additional part information including price, inventory and certifications: [SMA Male to TNC Female Bulkhead Cable Using RG316 Coax PE3W05224](#)

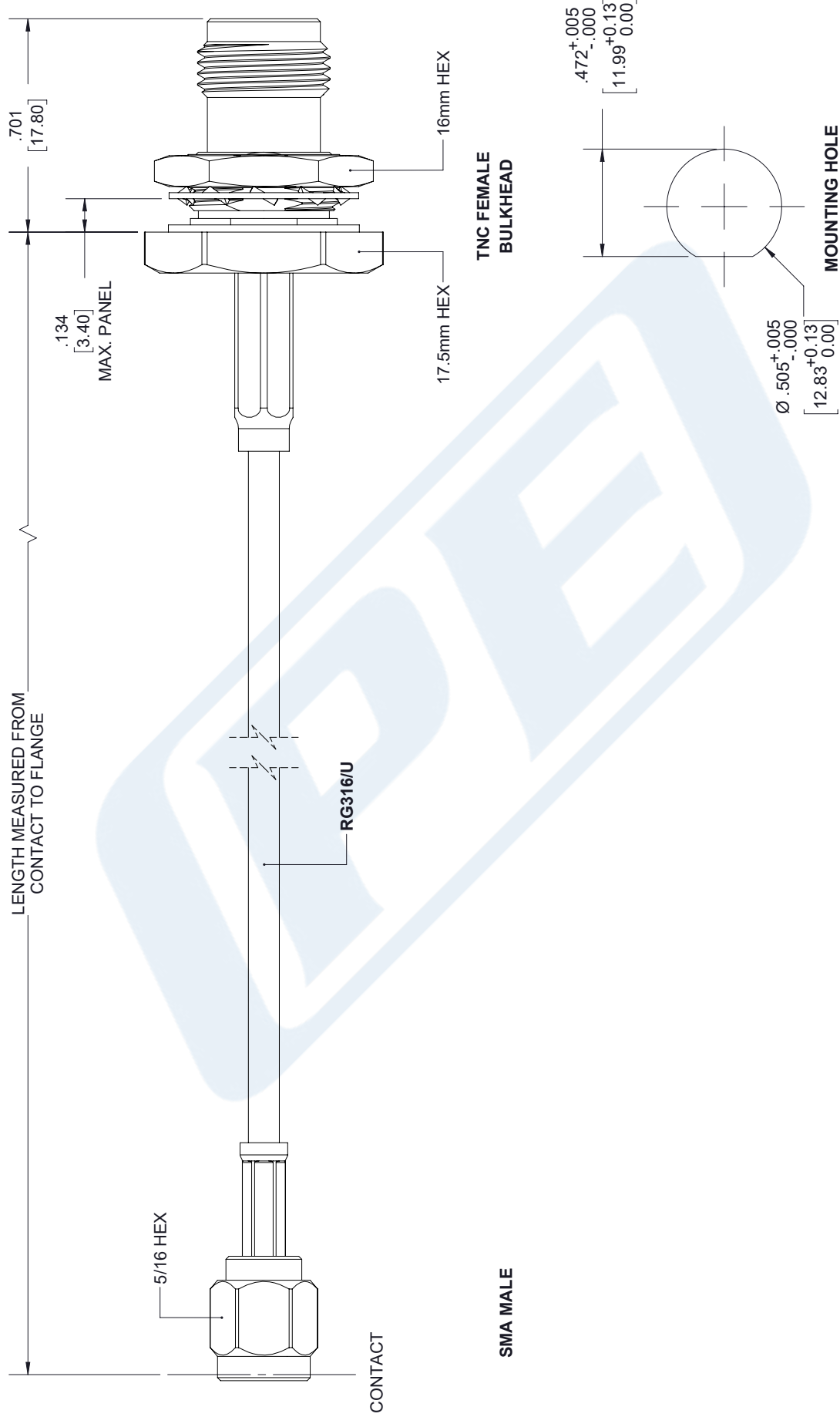
URL: <https://www.pasternack.com/sma-male-tnc-female-rg316u-cable-assembly-pe3w05224-p.aspx>

The information contained in this document is accurate to the best of our knowledge and representative of the part described herein. It may be necessary to make modifications to the part and/or the documentation of the part, in order to implement improvements. Pasternack reserves the right to make such changes as required. Unless otherwise stated, all specifications are nominal. Pasternack does not make any representation or warranty regarding the suitability of the part described herein for any particular purpose, and Pasternack does not assume any liability arising out of the use of any part or documentation.

PE3W05224 CAD Drawing

SMA Male to TNC Female Bulkhead Cable Using RG316 Coax

REVISIONS			
REV.	DESCRIPTION	DATE	APPROVED
A	INITIAL RELEASE	04/23/19	S. ELLIS



<p>UNLESS OTHERWISE SPECIFIED LEADING DIMENSIONS ARE INCHES DIMENSIONS IN [] ARE MILLIMETERS</p> <p>TOLERANCES:</p> <table style="width: 100%; border: none;"> <tr> <td style="border: none;">X±.2</td> <td style="border: none;">[5.08]</td> <td style="border: none;">FRACTIONS</td> </tr> <tr> <td style="border: none;">.XX±.01</td> <td style="border: none;">[.25]</td> <td style="border: none;">±.132</td> </tr> <tr> <td style="border: none;">.XXX±.005</td> <td style="border: none;">[.13]</td> <td style="border: none;">ANGLES ± 1°</td> </tr> </table> <p>ALL DIMENSIONS SHOWN ARE FOR REFERENCE ONLY.</p> <p>THIRD-ANGLE PROJECTION</p>	X±.2	[5.08]	FRACTIONS	.XX±.01	[.25]	±.132	.XXX±.005	[.13]	ANGLES ± 1°	<p>PASTERNAK an INFINITO brand</p> <p>Pasternack Enterprises, Inc. P.O. Box 16759, Irvine, CA 92623. Phone: 1.949.261.1920 1.866.727.8376 Fax: 1.949.261.7451 www.pasternack.com e-mail: sales@pasternack.com</p>	<p>THE INFORMATION AND DESIGN IN THIS DOCUMENT IS THE PROPERTY OF PASTERNAK CORPORATION. ALL RIGHTS RESERVED.</p> <p>SHEET 1 OF 1</p> <p>SCALE N/A</p>	
X±.2	[5.08]	FRACTIONS										
.XX±.01	[.25]	±.132										
.XXX±.005	[.13]	ANGLES ± 1°										
<table border="1" style="width: 100%; border-collapse: collapse;"> <tr> <th style="width: 10%;">SIZE</th> <th style="width: 10%;">CAGE</th> <th style="width: 10%;">DRAWN BY</th> <th style="width: 10%;">PART NUMBER</th> <th style="width: 10%;">REV</th> </tr> <tr> <td style="text-align: center;">A</td> <td style="text-align: center;">53919</td> <td style="text-align: center;">K.DANG</td> <td style="text-align: center;">PE3W05224</td> <td style="text-align: center;">A</td> </tr> </table>	SIZE	CAGE	DRAWN BY	PART NUMBER	REV	A	53919	K.DANG	PE3W05224	A		
SIZE	CAGE	DRAWN BY	PART NUMBER	REV								
A	53919	K.DANG	PE3W05224	A								

THESE COMMODITIES, TECHNOLOGY OR SOFTWARE WERE EXPORTED FROM THE UNITED STATES IN ACCORDANCE WITH THE EXPORT ADMINISTRATION REGULATIONS. DIVERSION CONTRARY TO U.S. LAW PROHIBITED.