

SMP Female to SSMC Jack Right Angle Bulkhead Cable Using PE-SR405FLJ Coax

RF Cable Assemblies Technical Data Sheet

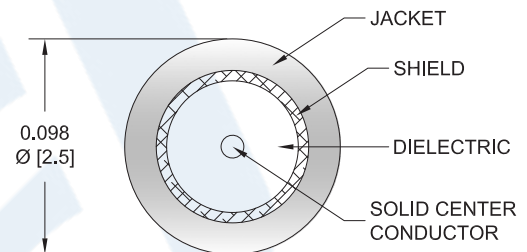
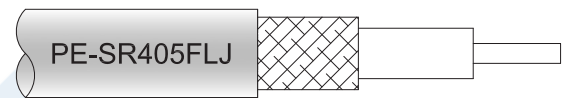
PE3C8073

Configuration

- Connector 1: SMP Female
- Connector 2: SSMC Jack Right Angle Bulkhead
- Cable Type: PE-SR405FLJ

Features

- Max Frequency 12.4 GHz
- Shielding Effectivity > 100 dB
- 69.5% Phase Velocity
- FEP Jacket



Applications

- General Purpose
- Laboratory Use

Description

Pasternack's PE3C8073 SMP female to SSMC jack right angle bulkhead cable using PE-SR405FLJ coax is part of our full line of RF components available for same-day shipping. Pasternack's formable RF cable assemblies provide an alternative to costly pre-formed semi-rigid assemblies since they are hand formable. This Pasternack SMP to SSMC cable assembly has a female to jack gender configuration with 50 ohm formable PE-SR405FLJ coax. The PE3C8073 SMP female to SSMC jack cable assembly operates to 12.4 GHz. The right angle SSMC interface on the PE-SR405FLJ cable allows for easier connections in tight spaces. Our RF cable assembly with SSMC bulkhead interface allows designers to create external connections on their product enclosures, and can be used in a variety of other rack mount and panel mount applications.

Custom versions of most RF cable assemblies can be built and shipped same day. Custom cable assembly lengths can be obtained by specifying the desired length on the web site at time of order or by contacting a sales representative. Other available RF cable assembly value added services include connector orientation or clocking, heat shrink booting and custom labeling. RF testing can also be performed to document the electrical performance of your cable assembly.

Click the following link (or enter part number in "SEARCH" on website) to obtain additional part information including price, inventory and certifications: [SMP Female to SSMC Jack Right Angle Bulkhead Cable Using PE-SR405FLJ Coax PE3C8073](#)

SMP Female to SSMC Jack Right Angle Bulkhead Cable Using PE-SR405FLJ Coax

RF Cable Assemblies Technical Data Sheet

PE3C8073

Electrical Specifications

Description	Minimum	Typical	Maximum	Units
Frequency Range	DC		12.4	GHz
VSWR			1.5:1	
Velocity of Propagation		69.5		%
RF Shielding	100			dB
Group Delay		1.43 [4.69]		ns/ft [ns/m]
Capacitance		29 [95.14]		pF/ft [pF/m]
DC Resistance Inner Conductor		65.7 [215.55]		Ω /1000ft [Ω /Km]
DC Resistance Outer Conductor		10.2 [33.46]		Ω /1000ft [Ω /Km]

Specifications by Frequency

Description	F1	F2	F3	F4	F5	Units
Frequency	0.5	1	2.5	5	12.4	GHz
Insertion Loss (Typ.)	0.15	0.225	0.347	0.549	0.906	dB/ft
	0.49	0.74	1.14	1.8	2.97	dB/m

Electrical Specification Notes:

Insertion Loss does not include the loss of the connectors. Insertion Loss is estimated as 0.1 dB for the straight connector and 0.2 dB for the right angle connector.

Mechanical Specifications

Cable Assembly

Diameter 0.156 in [3.96 mm]

Cable

Cable Type PE-SR405FLJ
 Impedance 50 Ohms
 Inner Conductor Type Solid
 Inner Conductor Material and Plating Copper Clad Steel, Silver
 Dielectric Type PTFE
 Number of Shields 1
 Outer Conductor Material and Plating Tinned Copper Composite Braid
 Jacket Material FEP, Black
 Jacket Diameter 0.105 in [2.67 mm]

One Time Minimum Bend Radius 0.5 in [12.7 mm]
 Repeated Minimum Bend Radius 0.787 in [19.99 mm]

Click the following link (or enter part number in "SEARCH" on website) to obtain additional part information including price, inventory and certifications: [SMP Female to SSMC Jack Right Angle Bulkhead Cable Using PE-SR405FLJ Coax PE3C8073](#)

SMP Female to SSMC Jack Right Angle Bulkhead
 Cable Using PE-SR405FLJ Coax

RF Cable Assemblies Technical Data Sheet

PE3C8073

Connectors

Description	Connector 1	Connector 2
Type	SMP Female	SSMC Jack Right Angle Bulkhead
Specification	MIL-STD-348	
Impedance	50 Ohms	50 Ohms
Mating Cycles		500
Contact Material and Plating	Beryllium Copper, Gold	Beryllium Copper, Gold
Contact Plating Specification	MIL-G-45204	MIL-G-45204
Dielectric Type	PTFE	Teflon
Outer Conductor Material and Plating		Beryllium Copper, Gold
Outer Conductor Plating Specification		MIL-G-45204
Body Material and Plating	Beryllium Copper, Gold	Brass, Gold
Body Plating Specification	MIL-G-45204	MIL-G-45204
Torque		1.75 in-lbs [0.2 Nm]

Environmental Specifications

Temperature

Operating Range -55 to +125 deg C

Compliance Certifications (see [product page](#) for current document)

Plotted and Other Data

Notes:

Click the following link (or enter part number in "SEARCH" on website) to obtain additional part information including price, inventory and certifications: [SMP Female to SSMC Jack Right Angle Bulkhead Cable Using PE-SR405FLJ Coax PE3C8073](#)

SMP Female to SSMC Jack Right Angle Bulkhead Cable Using PE-SR405FLJ Coax

RF Cable Assemblies Technical Data Sheet

PE3C8073

How to Order

Part Number Configuration:

PE3C8073

- **xx**

uu

Unit of Measure:
cm = Centimeters
<blank> = Inches
Length
Base Number

Example: PE3C8073-12 = 12 inches long cable
PE3C8073-100cm = 100 cm long cable

SMP Female to SSMC Jack Right Angle Bulkhead Cable Using PE-SR405FLJ Coax from Pasternack Enterprises has same day shipment for domestic and International orders. Our RF, microwave and millimeter wave products maintain a 99.4% availability and are part of the broadest selection in the industry.

Click the following link (or enter part number in "SEARCH" on website) to obtain additional part information including price, inventory and certifications: [SMP Female to SSMC Jack Right Angle Bulkhead Cable Using PE-SR405FLJ Coax PE3C8073](#)


URL: <https://www.pasternack.com/smp-female-ssmc-jack-pe-sr405flj-cable-assembly-pe3c8073-p.aspx>

The information contained in this document is accurate to the best of our knowledge and representative of the part described herein. It may be necessary to make modifications to the part and/or the documentation of the part, in order to implement improvements. Pasternack reserves the right to make such changes as required. Unless otherwise stated, all specifications are nominal. Pasternack does not make any representation or warranty regarding the suitability of the part described herein for any particular purpose, and Pasternack does not assume any liability arising out of the use of any part or documentation.

PE3C8073 CAD Drawing

SMP Female to SSMC Jack Right Angle Bulkhead Cable Using PE-SR405FLJ Coax

REVISIONS		
REV.	DESCRIPTION	DATE
A	INITIAL RELEASE	3/11/2021
		APPROVED
		S. ELLIS



UNLESS OTHERWISE SPECIFIED LEADING DIMENSIONS ARE INCHES DIMENSIONS IN [] ARE MILLIMETERS

TOLERANCES:

.X = ±.2	[5.08]	FRACTIONS
.XX = ±.02	[.51]	± 1/32
.XXX = ±.005	[.13]	ANGLES ± 1°

CABLE LENGTH (L) TOLERANCES:

L ≤ 12	[305]	= +1 [25] / -0
12 [305] < L ≤ 60	[1524]	= +2 [51] / -0
60 [1524] < L ≤ 120	[3048]	= +4 [102] / -0
120 [3048] < L ≤ 300	[7620]	= +6 [152] / -0
300 [7620] < L ≤ ∞		= +5% / L / -0

ALL DIMENSIONS SHOWN ARE FOR REFERENCE ONLY.

PE PASTERNAK
an INFINITO brand

Pasternack Enterprises, Inc.
 P. O. Box 16759, Irvine, CA 92623.
 Phone: 1.949.261.1920 | 1.866.727.8376
 Fax: 1.949.261.7451
 Website: www.pasternack.com
 E-mail: sales@pasternack.com

THIRD-ANGLE PROJECTION

THE INFORMATION AND DESIGN IN THIS DOCUMENT IS THE PROPERTY OF PASTERNAK CORPORATION. ALL RIGHTS RESERVED.

SHEET 1 OF 1

SCALE N/A

REV	PE3C8073
ITEM NO.	PE3C8073
DRAWN BY	K. DANG
SIZE	A
CAGE CODE	53919

THESE COMMODITIES, TECHNOLOGY OR SOFTWARE WERE EXPORTED FROM THE UNITED STATES IN ACCORDANCE WITH THE EXPORT ADMINISTRATION REGULATIONS. DIVERSION CONTRARY TO U.S. LAW PROHIBITED.