



Plenum 4.1/9.5 Mini DIN Male Right Angle to QMA Male
Low PIM Cable Using SPP-250-LLPL Coax , LF Solder

RF Cable Assemblies Technical Data Sheet

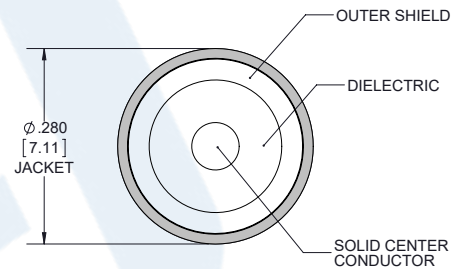
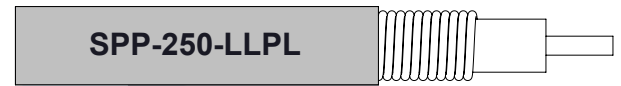
PE3C5850

Configuration

- Connector 1: 4.1/9.5 Mini DIN Male Right Angle
- Connector 2: QMA Male
- Cable Type: SPP-250-LLPL

Features

- Max Frequency 5.8 GHz
- Low PIM: -150 dBc Max
- Shielding Effectivity > 100 dB
- 76% Phase Velocity
- FEP Jacket
- 100% Tested with PIM Test Results Marked on Cable
- UL910 Plenum Rated Cable
- Lightweight and Extremely Flexible
- Low Loss with Excellent VSWR
- IP67 (when mated)



Applications

- General Purpose
- Laboratory Use
- Low PIM Applications
- Distributed Antenna Systems (DAS)
- Plenum Installations
- Multi-Carrier Communication Systems
- PIM Testing

Description

Pasternack's PE3C5850 4.1/9.5 Mini DIN male right angle to QMA male cable using SPP-250-LLPL coax is part of our full line of RF components available for same-day shipping. Pasternack's corrugated RF cable assemblies are ideal for applications where durability and high power are needed. This Pasternack 4.1/9.5 Mini DIN to QMA cable assembly has a male to male gender configuration with 50 ohm corrugated SPP-250-LLPL coax. The PE3C5850 4.1/9.5 Mini DIN male to QMA male cable assembly operates to 5.8 GHz. Our low PIM design also offers excellent passive intermodulation performance with PIM levels better than -150 dBc. The right angle 4.1/9.5 Mini DIN interface on the SPP-250-LLPL cable allows for easier connections in tight spaces.

Custom versions of most RF cable assemblies can be built and shipped same day. Custom cable assembly lengths can be obtained by specifying the desired length on the web site at time of order or by contacting a sales representative. Other available RF cable assembly value added services include connector orientation or clocking, heat shrink booting and custom labeling. RF testing can also be performed to document the electrical performance of your cable assembly.

Click the following link (or enter part number in "SEARCH" on website) to obtain additional part information including price, inventory and certifications: [Plenum 4.1/9.5 Mini DIN Male Right Angle to QMA Male Low PIM Cable Using SPP-250-LLPL Coax , LF Solder PE3C5850](#)



Plenum 4.1/9.5 Mini DIN Male Right Angle to QMA Male
Low PIM Cable Using SPP-250-LLPL Coax , LF Solder

RF Cable Assemblies Technical Data Sheet

PE3C5850

Electrical Specifications

Description	Minimum	Typical	Maximum	Units
Frequency Range	DC		5.8	GHz
VSWR			1.4:1	
Velocity of Propagation		76		%
RF Shielding	100			dB
Passive Intermodulation			-150	dBc
Capacitance		27 [88.58]		pF/ft [pF/m]
Inductance		0.067 [0.22]		uH/ft [uH/m]
DC Resistance Inner Conductor		3 [9.84]		Ω/1000ft [Ω/Km]

Specifications by Frequency

Description	F1	F2	F3	F4	F5	Units
Frequency	0.45	0.7	1	2.5	5.8	GHz
Insertion Loss (Max.)	0.038	0.048	0.057	0.094	0.148	dB/ft
	0.12	0.16	0.19	0.31	0.49	dB/m

Electrical Specification Notes:

Insertion loss does not include the loss of the connectors. Insertion loss is estimated as 0.04*SQRT(FGHz) dB per connector.

Mechanical Specifications

Cable Assembly

Cable

Cable Type	SPP-250-LLPL
Impedance	50 Ohms
Inner Conductor Type	Solid
Inner Conductor Material and Plating	Copper
Dielectric Type	PTFE
Number of Shields	1
Outer Conductor Material and Plating	Copper
Jacket Material	FEP, Blue
Jacket Diameter	0.28 in [7.11 mm]
One Time Minimum Bend Radius	1.25 in [31.75 mm]
Bending Moment	0.8 lbs-ft [1.08 N-m]

Click the following link (or enter part number in "SEARCH" on website) to obtain additional part information including price, inventory and certifications: [Plenum 4.1/9.5 Mini DIN Male Right Angle to QMA Male Low PIM Cable Using SPP-250-LLPL Coax , LF Solder PE3C5850](#)



Plenum 4.1/9.5 Mini DIN Male Right Angle to QMA Male
Low PIM Cable Using SPP-250-LLPL Coax , LF Solder

RF Cable Assemblies Technical Data Sheet

PE3C5850

Connectors

Description	Connector 1	Connector 2
Type	4.1/9.5 Mini DIN Male Right Angle	QMA Male
Impedance	50 Ohms	50 Ohms
Contact Material and Plating	Brass, Silver	Brass, Silver
Dielectric Type	PTFE	PTFE
Outer Conductor Material and Plating		Phosphor Bronze, Tri-Metal
Body Material and Plating	Brass, Tri-Metal	Brass, Tri-Metal
Coupling Nut Material and Plating		Brass, Tri-Metal

Mechanical Specification Notes:

*All cable assemblies have a length tolerance of 1.5% or $\pm 3/8$ ", whichever is greater.

Environmental Specifications

Temperature

Operating Range -55 to +165 deg C

Compliance Certifications (see [product page](#) for current document)

Plotted and Other Data

Notes:

Click the following link (or enter part number in "SEARCH" on website) to obtain additional part information including price, inventory and certifications: [Plenum 4.1/9.5 Mini DIN Male Right Angle to QMA Male Low PIM Cable Using SPP-250-LLPL Coax , LF Solder PE3C5850](#)



Plenum 4.1/9.5 Mini DIN Male Right Angle to QMA Male
Low PIM Cable Using SPP-250-LLPL Coax , LF Solder

RF Cable Assemblies Technical Data Sheet

PE3C5850

Typical Performance Data



Click the following link (or enter part number in "SEARCH" on website) to obtain additional part information including price, inventory and certifications: [Plenum 4.1/9.5 Mini DIN Male Right Angle to QMA Male Low PIM Cable Using SPP-250-LLPL Coax , LF Solder PE3C5850](#)



Plenum 4.1/9.5 Mini DIN Male Right Angle to QMA Male
Low PIM Cable Using SPP-250-LLPL Coax , LF Solder

RF Cable Assemblies Technical Data Sheet

PE3C5850

How to Order

Part Number Configuration:

PE3C5850

- **xx**

uu

Unit of Measure:
cm = Centimeters
<blank> = Inches
Length
Base Number

Example: PE3C5850-12 = 12 inches long cable
PE3C5850-100cm = 100 cm long cable

Plenum 4.1/9.5 Mini DIN Male Right Angle to QMA Male Low PIM Cable Using SPP-250-LLPL Coax , LF Solder from Pasternack Enterprises has same day shipment for domestic and International orders. Our RF, microwave and millimeter wave products maintain a 99.4% availability and are part of the broadest selection in the industry.

Click the following link (or enter part number in "SEARCH" on website) to obtain additional part information including price, inventory and certifications: [Plenum 4.1/9.5 Mini DIN Male Right Angle to QMA Male Low PIM Cable Using SPP-250-LLPL Coax , LF Solder PE3C5850](#)

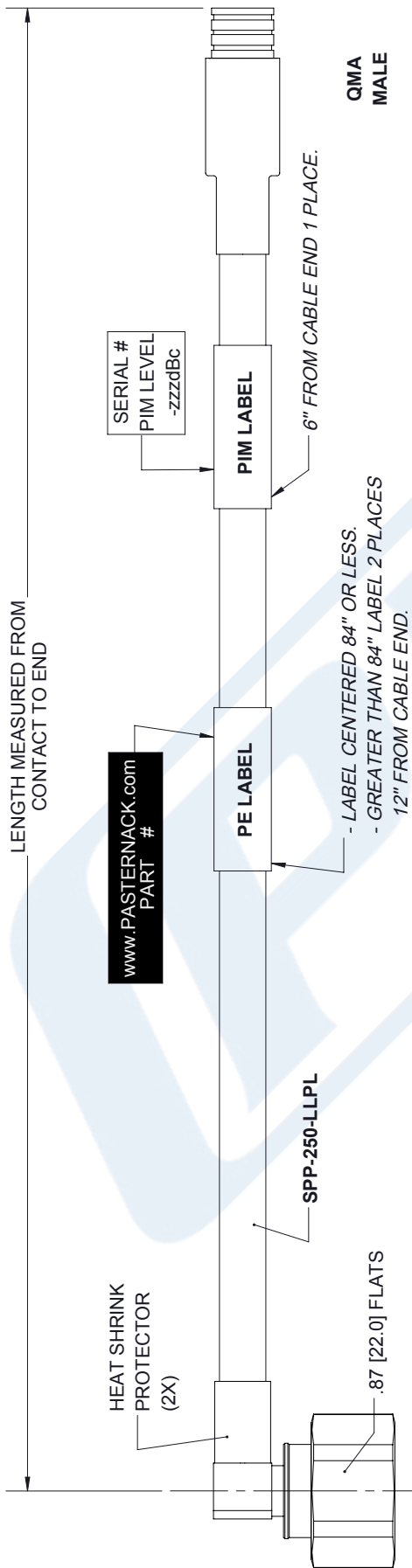
URL: <https://www.pasternack.com/4.1-9.5-mini-din-male-qma-male-spp250llpl-cable-assembly-pe3c5850-p.aspx>

The information contained in this document is accurate to the best of our knowledge and representative of the part described herein. It may be necessary to make modifications to the part and/or the documentation of the part, in order to implement improvements. Pasternack reserves the right to make such changes as required. Unless otherwise stated, all specifications are nominal. Pasternack does not make any representation or warranty regarding the suitability of the part described herein for any particular purpose, and Pasternack does not assume any liability arising out of the use of any part or documentation.

PE3C5850 CAD Drawing

Plenum 4.1/9.5 Mini DIN Male Right Angle to QMA Male Low PIM

Cable Using SPP-250-LLPL Coax , LF Solder



STANDARD TOLERANCES	
.X	±0.2
.XX	±0.01
.XXX	±0.005

*STANDARD TOLERANCES APPLY ONLY TO DIMENSIONS IN INCHES

PE PASTERNAK
THE ENGINEER'S RF SOURCE

Pasternack Enterprises, Inc.
P.O. Box 16759 | Irvine | CA | 92623

Phone: (949) 261-1920 | Fax: (949) 261-7451
Website: www.pasternack.com | E-Mail: sales@pasternack.com

DWG TITLE	PE3C5850
CAGE CODE	53919

NOTES:	1. UNLESS OTHERWISE SPECIFIED ALL DIMENSIONS ARE NOMINAL.
	2. ALL SPECIFICATIONS ARE SUBJECT TO CHANGE WITHOUT NOTICE AT ANY TIME
	3. DIMENSIONS ARE IN INCHES [mm].
CAD FILE	12/26/18
SCALE	N/A
SIZE A	CN2379