



Handheld RF Analyzer Rugged Phase Stable Cable N Male to TNC Male Cable Using PE-FF430 Coax, RoHS

RF Cable Assemblies Technical Data Sheet

PE3C4010

Configuration

- Connector 1: N Male
- Connector 2: TNC Male
- Cable Type: PE-FF430

Features

- Excellent VSWR and Insertion Loss
- Excellent Amplitude and Phase Stability with Flexure
- Rugged Armor provides crush and torque resistance
- UV resistant jacket
- Each serialized assembly includes test data
- In stock and ready to ship



Applications

- Field Testing
- Tower Measurements
- Base Station Analyzers
- Handheld Network Analyzers
- Portable Spectrum Analyzers
- Distance-To-Fault Measurements
- Site Maintenance

Description

Pasternack's Handheld RF Analyzer Phase Stable cable assemblies are designed for use with portable and handheld network analyzers, spectrum analyzers and base station analyzers. These rugged portable analyzer cable assemblies offer a unique combination of low loss, phase stability, low VSWR and durability. The tough analyzer cable armor offers crush resistance, torque resistance, water resistance and UV resistance while still maintaining a high level of flexibility. These rugged handheld analyzer cable assemblies are compatible with Fieldfox®, Site Master, CellAdvisor® and Sitehawk® analyzers, supporting site maintenance, field testing, antenna testing and distance-to-fault measurements.

Electrical Specifications

Description	Minimum	Typical	Maximum	Units
Frequency Range	DC		18	GHz
VSWR			1.3:1	
Phase Stability with Flexure			2	Degrees
Amplitude Stability with Flexure			0.1	dB

Click the following link (or enter part number in "SEARCH" on website) to obtain additional part information including price, inventory and certifications: [Handheld RF Analyzer Rugged Phase Stable Cable N Male to TNC Male Cable Using PE-FF430 Coax, RoHS PE3C4010](#)



Handheld RF Analyzer Rugged Phase Stable Cable N Male to TNC Male Cable Using PE-FF430 Coax, RoHS

RF Cable Assemblies Technical Data Sheet

PE3C4010

Specifications by Frequency

Description	F1	F2	F3	F4	F5	Units
Frequency	9	12	18			GHz
Insertion Loss (Max.)	0.44	0.52	0.68			dB/ft
	1.44	1.71	2.23			dB/m
Power Handling (Max.)	150	114	85			dB/m
						Watts

Electrical Specification Notes:
Values at 25°C, sea level.

Mechanical Specifications

Cable Assembly

Cable

Cable Type	PE-FF430
Impedance	50 Ohms
Inner Conductor Type	Solid
Inner Conductor Material and Plating	Copper, Silver
Dielectric Type	PTFE
Number of Shields	6
Shield Layer 1	Silver Plated Copper Tape
Shield Layer 2	Metalized Polyimide
Shield Layer 3	Silver Plated Copper Braid
Jacket Material	TPE
Jacket Diameter	0.43 in [10.92 mm]
One Time Minimum Bend Radius	1.5 in [38.1 mm]
Flat Plate Crush	1,200 lbs/in [21.43 Kg/mm]

Connectors

Description	Connector 1	Connector 2
Type	N Male	TNC Male
Impedance	50 Ohms	50 Ohms
Contact Material and Plating	Beryllium Copper, Gold	Beryllium Copper, Gold
Dielectric Type	PTFE	PTFE
Body Material and Plating	Passivated Stainless Steel	Passivated Stainless Steel
Coupling Nut Material and Plating	Passivated Stainless Steel	Passivated Stainless Steel

Click the following link (or enter part number in "SEARCH" on website) to obtain additional part information including price, inventory and certifications: [Handheld RF Analyzer Rugged Phase Stable Cable N Male to TNC Male Cable Using PE-FF430 Coax, RoHS PE3C4010](#)



Handheld RF Analyzer Rugged Phase Stable Cable N
Male to TNC Male Cable Using PE-FF430 Coax, RoHS

RF Cable Assemblies Technical Data Sheet

PE3C4010

Mechanical Specification Notes:

*All cable assemblies have a length tolerance of 1.5% or $\pm 3/8"$, whichever is greater.

Fieldfox® is a registered trademark of Keysight Technologies

CellAdvisor® is a registered trademark Viavi Solutions

SiteHawk® is a registered trademark of Bird Technologies

Environmental Specifications

Temperature

Operating Range

-55 to +105 deg C

Compliance Certifications (see [product page](#) for current document)

Plotted and Other Data

Notes:

- Values at 25°C, sea level.

Click the following link (or enter part number in "SEARCH" on website) to obtain additional part information including price, inventory and certifications: [Handheld RF Analyzer Rugged Phase Stable Cable N Male to TNC Male Cable Using PE-FF430 Coax, RoHS PE3C4010](#)



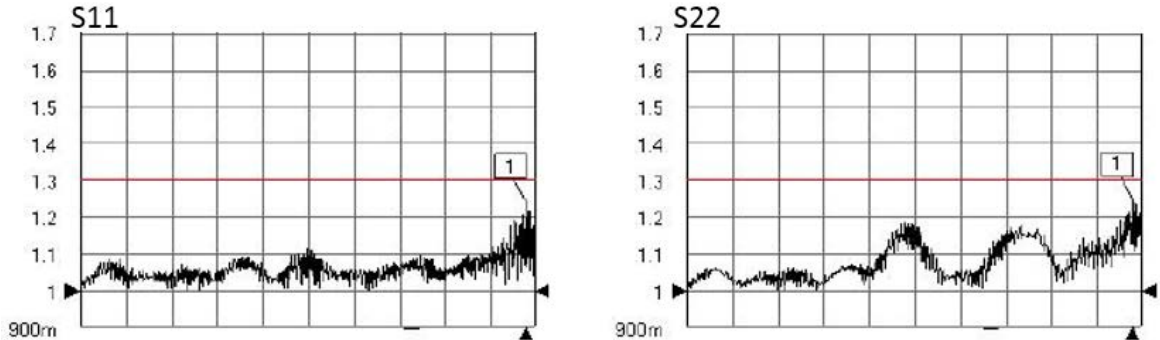
Handheld RF Analyzer Rugged Phase Stable Cable N Male to TNC Male Cable Using PE-FF430 Coax, RoHS

RF Cable Assemblies Technical Data Sheet

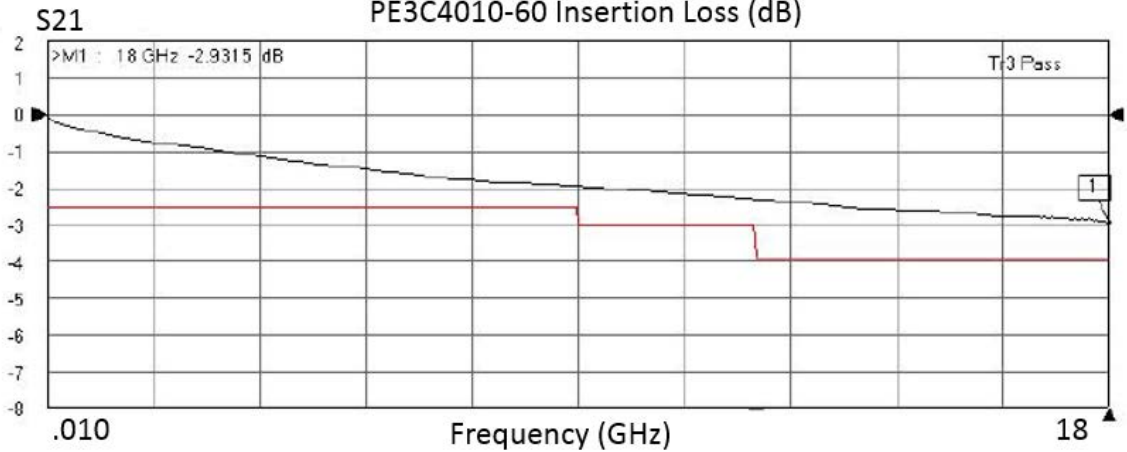
PE3C4010

Typical Performance Data

PE3C4010-60 VSWR



PE3C4010-60 Insertion Loss (dB)



Click the following link (or enter part number in "SEARCH" on website) to obtain additional part information including price, inventory and certifications: [Handheld RF Analyzer Rugged Phase Stable Cable N Male to TNC Male Cable Using PE-FF430 Coax, RoHS PE3C4010](#)



Handheld RF Analyzer Rugged Phase Stable Cable N Male to TNC Male Cable Using PE-FF430 Coax, RoHS

RF Cable Assemblies Technical Data Sheet

PE3C4010

How to Order

Part Number Configuration:

PE3C4010

- **xx**

uu

Unit of Measure:
cm = Centimeters
<blank> = Inches
Length
Base Number

Example: PE3C4010-12 = 12 inches long cable
PE3C4010-100cm = 100 cm long cable

Handheld RF Analyzer Rugged Phase Stable Cable N Male to TNC Male Cable Using PE-FF430 Coax, RoHS from Pasternack Enterprises has same day shipment for domestic and International orders. Our RF, microwave and millimeter wave products maintain a 99.4% availability and are part of the broadest selection in the industry.

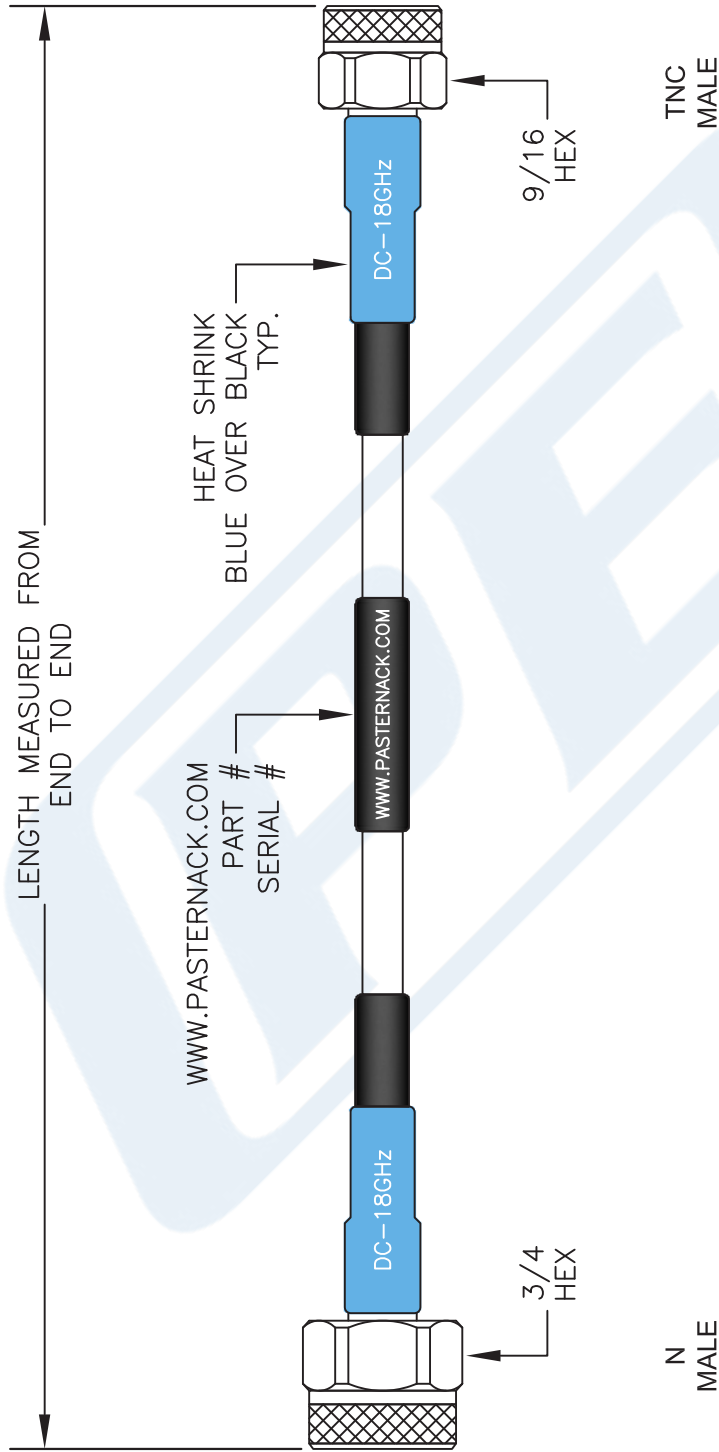
Click the following link (or enter part number in "SEARCH" on website) to obtain additional part information including price, inventory and certifications: [Handheld RF Analyzer Rugged Phase Stable Cable N Male to TNC Male Cable Using PE-FF430 Coax, RoHS PE3C4010](#)

URL: <https://www.pasternack.com/n-male-tnc-male-pe-ff430-cable-assembly-pe3c4010-p.aspx>

The information contained in this document is accurate to the best of our knowledge and representative of the part described herein. It may be necessary to make modifications to the part and/or the documentation of the part, in order to implement improvements. Pasternack reserves the right to make such changes as required. Unless otherwise stated, all specifications are nominal. Pasternack does not make any representation or warranty regarding the suitability of the part described herein for any particular purpose, and Pasternack does not assume any liability arising out of the use of any part or documentation.

PE3C4010 CAD Drawing

Handheld RF Analyzer Rugged Phase Stable Cable N Male
to TNC Male Cable Using PE-FF430 Coax, RoHS



- NOTES:
1. UNLESS OTHERWISE SPECIFIED ALL DIMENSIONS ARE NOMINAL.
 2. ALL SPECIFICATIONS ARE SUBJECT TO CHANGE WITHOUT NOTICE AT ANY TIME.
 3. DIMENSIONS ARE IN INCHES [mm].
 4. LENGTH TOLERANCE IS $\pm 2\%$

DWG TITLE
PE3C4010

CAGE CODE **53919**

CAD FILE 041717

SCALE N/A

SIZE A

2233

PE PASTERNAK
THE ENGINEER'S RF SOURCE
Pasternack Enterprises, Inc.
P.O. Box 16759 | Irvine | CA | 92623
Phone: (949) 261-1920 | Fax: (949) 261-7451
Website: www.pasternack.com | E-Mail: sales@pasternack.com