



## White FAKRA Jack to BNC Male Cable Using RG174 Coax

## RF Cable Assemblies Technical Data Sheet

PE3C3462

**Configuration**

- Connector 1: FAKRA Jack
- Connector 2: BNC Male
- Cable Type: RG174

**Electrical Specifications**

Description	Minimum	Typical	Maximum	Units
Frequency Range	DC		1,000	MHz
VSWR			1.4:1	
Velocity of Propagation		66		%
Capacitance		31.1 [102.03]		pF/ft [pF/m]

**Specifications by Frequency**

Description	F1	F2	F3	F4	F5	Units
Frequency	50	100	250	500	1,000	MHz
Insertion Loss (Max.)	1.04	1.08	1.14	1.21	1.32	dB/ft
	3.41	3.54	3.74	3.97	4.33	
Insertion Loss (Typ.)	0.242	0.284	0.337	0.412	0.52	dB/ft
	0.79	0.93	1.11	1.35	1.71	
VSWR (Max.)	1.4:1	1.4:1	1.4:1	1.4:1	1.4:1	
Return Loss (Max.)	15.56	15.563	15.563	15.563	15.563	dB

**Mechanical Specifications**
**Cable Assembly**

Diameter 0.57 in [14.48 mm]

**Cable**

Cable Type	RG174
Impedance	50 Ohms
Inner Conductor Type	Stranded
Inner Conductor Material and Plating	Copper Clad Steel, Silver

Click the following link (or enter part number in "SEARCH" on website) to obtain additional part information including price, inventory and certifications: [White FAKRA Jack to BNC Male Cable Using RG174 Coax PE3C3462](#)



# White FAKRA Jack to BNC Male Cable Using RG174 Coax

## RF Cable Assemblies Technical Data Sheet

PE3C3462

Dielectric Type	PE (LD)
Number of Shields	1
Shield Layer 1	Tinned Copper Braid
Jacket Material	PVC, Black
Jacket Diameter	0.11 in [2.79 mm]

### Connectors

Description	Connector 1	Connector 2
Type	FAKRA Jack	BNC Male
Specification		MIL-STD-348A
Impedance	50 Ohms	50 Ohms
Configuration	Straight	Straight
Contact Material and Plating	Phosphor Bronze, Gold	Brass, Gold
Contact Plating Specification		50μ in. minimum
Dielectric Type	PTFE	Teflon
Outer Conductor Material and Plating	Brass, Nickel	
Body Material and Plating	Plastic	Brass, Nickel
Body Plating Specification		100μ in. minimum
Coupling Nut Material and Plating		Brass, Nickel
Coupling Nut Plating Specification		100μ in. minimum

#### Mechanical Specification Notes:

\*All cable assemblies have a length tolerance of 1.5% or ± 3/8", whichever is greater.

### Environmental Specifications

#### Temperature

Operating Range -40 to +80 deg C

### Compliance Certifications (see [product page](#) for current document)

### Plotted and Other Data

#### Notes:

- Values at 25°C, sea level.

Click the following link (or enter part number in "SEARCH" on website) to obtain additional part information including price, inventory and certifications: [White FAKRA Jack to BNC Male Cable Using RG174 Coax PE3C3462](#)



## White FAKRA Jack to BNC Male Cable Using RG174 Coax

### RF Cable Assemblies Technical Data Sheet

PE3C3462

#### How to Order

Part Number Configuration:

**PE3C3462**

- **xx**

**uu**

Unit of Measure:

cm = Centimeters

<blank> = Inches

Length

Base Number

Example: PE3C3462-12 = 12 inches long cable  
PE3C3462-100cm = 100 cm long cable









White FAKRA Jack to BNC Male Cable Using RG174 Coax from Pasternack Enterprises has same day shipment for domestic and International orders. Our RF, microwave and millimeter wave products maintain a 99.4% availability and are part of the broadest selection in the industry.

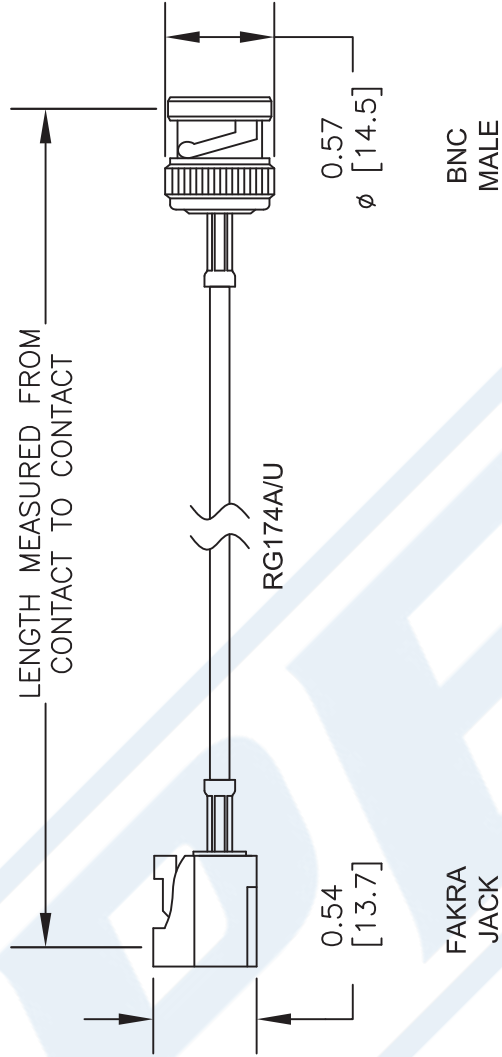
Click the following link (or enter part number in "SEARCH" on website) to obtain additional part information including price, inventory and certifications: [White FAKRA Jack to BNC Male Cable Using RG174 Coax PE3C3462](https://www.pasternack.com/fakra-jack-bnc-male-rg174au-cable-assembly-pe3c3462-p.aspx)

URL: <https://www.pasternack.com/fakra-jack-bnc-male-rg174au-cable-assembly-pe3c3462-p.aspx>

The information contained in this document is accurate to the best of our knowledge and representative of the part described herein. It may be necessary to make modifications to the part and/or the documentation of the part, in order to implement improvements. Pasternack reserves the right to make such changes as required. Unless otherwise stated, all specifications are nominal. Pasternack does not make any representation or warranty regarding the suitability of the part described herein for any particular purpose, and Pasternack does not assume any liability arising out of the use of any part or documentation.

**PE3C3462 CAD Drawing**  
 White FAKRA Jack to BNC Male Cable Using RG174 Coax

Part Configurator		
CODING	JACK	APPLICATION
A		RADIO WITH PHANTOM SUPPLY
B		RADIO WITHOUT PHANTOM SUPPLY
C		GPS: TELEMATICS OR NAVIGATION
D		GSM: CELLULAR PHONE
H		GPS: TELEMATICS AND NAVIGATION
I		BLUETOOTH
K		RADIO WITH IF OUTPUT (ANTENNA DIVERSITY)
Z		NEUTRAL CODING



DWG TITLE

**PE3C3462B**

NOTES:  
 1. UNLESS OTHERWISE SPECIFIED ALL DIMENSIONS ARE NOMINAL.  
 2. ALL SPECIFICATIONS ARE SUBJECT TO CHANGE WITHOUT NOTICE AT ANY TIME.  
 3. DIMENSIONS ARE IN INCHES [mm].

CAGE CODE 53919

CAD FILE 112316

SCALE N/A

SIZE A

2233

**PE PASTERNAK**  
 THE ENGINEER'S RF SOURCE  
 Pasternack Enterprises, Inc.  
 P.O. Box 16759 | Irvine | CA | 92623  
 Phone: (949) 261-1920 | Fax: (949) 261-7451  
 Website: www.pasternack.com | E-Mail: sales@pasternack.com