



White FAKRA Plug to BNC Male Cable Using RG174 Coax

RF Cable Assemblies Technical Data Sheet

PE3C3455

Configuration

- Connector 1: FAKRA Plug
- Connector 2: BNC Male
- Cable Type: RG174

Electrical Specifications

Description	Minimum	Typical	Maximum	Units
Frequency Range	DC		1,000	MHz
VSWR			1.4:1	
Velocity of Propagation		66		%
Capacitance		31.1 [102.03]		pF/ft [pF/m]

Specifications by Frequency

Description	F1	F2	F3	F4	F5	Units
Frequency	50	100	250	500	1,000	MHz
Insertion Loss (Max.)	1.04	1.08	1.14	1.21	1.32	dB/ft
	3.41	3.54	3.74	3.97	4.33	
Insertion Loss (Typ.)	0.242	0.284	0.337	0.412	0.52	dB/ft
	0.79	0.93	1.11	1.35	1.71	
VSWR (Max.)	1.4:1	1.4:1	1.4:1	1.4:1	1.4:1	
Return Loss (Max.)	15.56	15.563	15.563	15.563	15.563	dB

Mechanical Specifications
Cable Assembly

Diameter 0.57 in [14.48 mm]

Cable

Cable Type	RG174
Impedance	50 Ohms
Inner Conductor Type	Stranded
Inner Conductor Material and Plating	Copper Clad Steel, Silver

Click the following link (or enter part number in "SEARCH" on website) to obtain additional part information including price, inventory and certifications: [White FAKRA Plug to BNC Male Cable Using RG174 Coax PE3C3455](#)



White FAKRA Plug to BNC Male Cable Using RG174 Coax

RF Cable Assemblies Technical Data Sheet

PE3C3455

Dielectric Type	PE (LD)
Number of Shields	1
Shield Layer 1	Tinned Copper Braid
Jacket Material	PVC, Black
Jacket Diameter	0.11 in [2.79 mm]

Connectors

Description	Connector 1	Connector 2
Type	FAKRA Plug	BNC Male
Specification		MIL-STD-348A
Impedance	50 Ohms	50 Ohms
Configuration	Straight	Straight
Contact Material and Plating	Phosphor Bronze, Gold	Brass, Gold
Contact Plating Specification		50µ in. minimum
Dielectric Type	PTFE	Teflon
Outer Conductor Material and Plating	Brass, Nickel	
Body Material and Plating	Plastic	Brass, Nickel
Body Plating Specification		100µ in. minimum
Coupling Nut Material and Plating		Brass, Nickel
Coupling Nut Plating Specification		100µ in. minimum

Mechanical Specification Notes:

*All cable assemblies have a length tolerance of 1.5% or $\pm 3/8"$, whichever is greater.

Environmental Specifications

Temperature

Operating Range -40 to +80 deg C

Compliance Certifications (see [product page](#) for current document)

Plotted and Other Data

Notes:

- Values at 25°C, sea level.

Click the following link (or enter part number in "SEARCH" on website) to obtain additional part information including price, inventory and certifications: [White FAKRA Plug to BNC Male Cable Using RG174 Coax PE3C3455](#)



White FAKRA Plug to BNC Male Cable Using RG174 Coax

RF Cable Assemblies Technical Data Sheet

PE3C3455

How to Order

Part Number Configuration:

PE3C3455

- **xx**

uu

Unit of Measure:
cm = Centimeters
<blank> = Inches
Length
Base Number

Example: PE3C3455-12 = 12 inches long cable
PE3C3455-100cm = 100 cm long cable









White FAKRA Plug to BNC Male Cable Using RG174 Coax from Pasternack Enterprises has same day shipment for domestic and International orders. Our RF, microwave and millimeter wave products maintain a 99.4% availability and are part of the broadest selection in the industry.

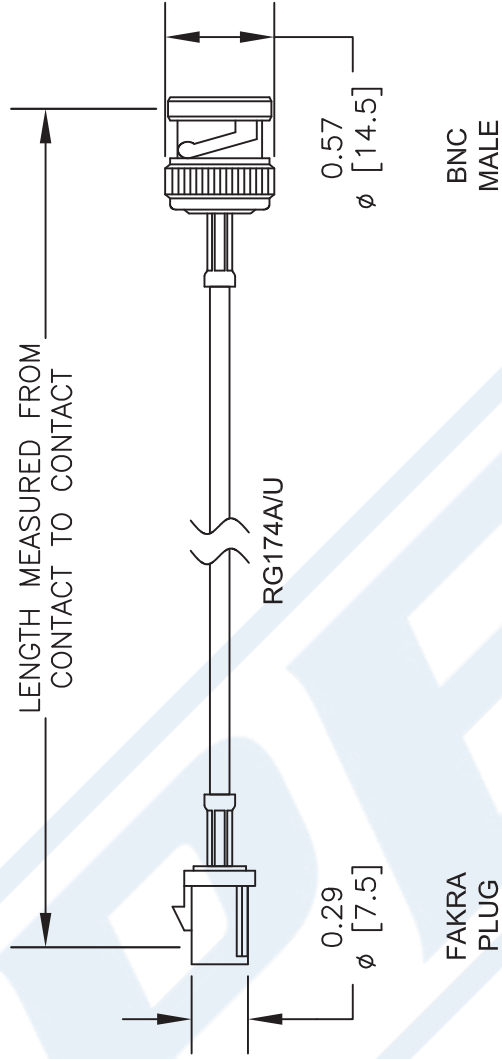
Click the following link (or enter part number in "SEARCH" on website) to obtain additional part information including price, inventory and certifications: [White FAKRA Plug to BNC Male Cable Using RG174 Coax PE3C3455](https://www.pasternack.com/fakra-plug-bnc-male-rg174au-cable-assembly-pe3c3455-p.aspx)

URL: <https://www.pasternack.com/fakra-plug-bnc-male-rg174au-cable-assembly-pe3c3455-p.aspx>

The information contained in this document is accurate to the best of our knowledge and representative of the part described herein. It may be necessary to make modifications to the part and/or the documentation of the part, in order to implement improvements. Pasternack reserves the right to make such changes as required. Unless otherwise stated, all specifications are nominal. Pasternack does not make any representation or warranty regarding the suitability of the part described herein for any particular purpose, and Pasternack does not assume any liability arising out of the use of any part or documentation.

PE3C3455 CAD Drawing
 White FAKRA Plug to BNC Male Cable Using RG174 Coax

Part Configurator		
CODING	PLUG	APPLICATION
A		RADIO WITH PHANTOM SUPPLY
B		RADIO WITHOUT PHANTOM SUPPLY
C		GPS: TELEMATICS OR NAVIGATION
D		GSM: CELLULAR PHONE
H		GPS: TELEMATICS AND NAVIGATION
I		BLUETOOTH
K		RADIO WITH IF OUTPUT (ANTENNA DIVERSITY)
Z		NEUTRAL CODING



DWG TITLE

PE3C3455B

NOTES:
 1. UNLESS OTHERWISE SPECIFIED ALL DIMENSIONS ARE NOMINAL.
 2. ALL SPECIFICATIONS ARE SUBJECT TO CHANGE WITHOUT NOTICE AT ANY TIME.
 3. DIMENSIONS ARE IN INCHES [mm].

CAGE CODE 53919

CAD FILE 112216

SCALE N/A

SIZE A

2233



PASTERNAK
 THE ENGINEER'S RF SOURCE
 Pasternack Enterprises, Inc.
 P.O. Box 16759 | Irvine | CA | 92623
 Phone: (949) 261-1920 | Fax: (949) 261-7451
 Website: www.pasternack.com | E-Mail: sales@pasternack.com