



## BNC Female Bulkhead to BNC Female Bulkhead Cable Using RG316 Coax in 24 Inch

### RF Cable Assemblies Technical Data Sheet

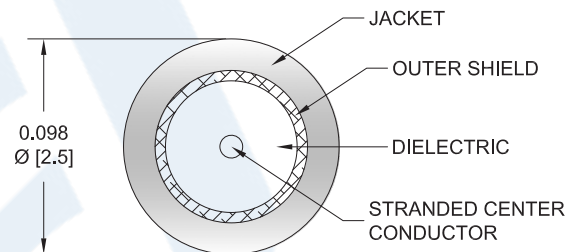
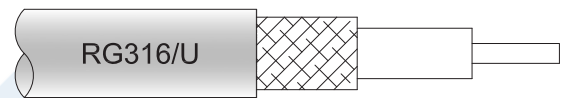
**PE3482-24**

#### Configuration

- Connector 1: BNC Female Bulkhead
- Connector 2: BNC Female Bulkhead
- Cable Type: RG316

#### Features

- Max Frequency 1 GHz
- FEP Jacket



#### Applications

- General Purpose
- Laboratory Use

#### Description

Pasternack's PE3482-24 BNC female bulkhead to BNC female bulkhead 24 inch cable using RG316 coax is part of our full line of RF components available for same-day shipping. Pasternack's flexible RF cable assemblies are ideal for applications where tight bends and flexure are required. This Pasternack BNC to BNC cable assembly has a female to female gender configuration with 50 ohm flexible RG316 coax. The PE3482-24 BNC female to BNC female cable assembly operates to 1 GHz. Our RF cable assembly with BNC bulkhead interface allows designers to create external connections on their product enclosures, and can be used in a variety of other rack mount and panel mount applications.

Custom versions of most RF cable assemblies can be built and shipped same day. Custom cable assembly lengths can be obtained by specifying the desired length on the web site at time of order or by contacting a sales representative. Other available RF cable assembly value added services include connector orientation or clocking, heat shrink booting and custom labeling. RF testing can also be performed to document the electrical performance of your cable assembly.

Click the following link (or enter part number in "SEARCH" on website) to obtain additional part information including price, inventory and certifications: [BNC Female Bulkhead to BNC Female Bulkhead Cable Using RG316 Coax in 24 Inch PE3482-24](#)



BNC Female Bulkhead to BNC Female Bulkhead  
Cable Using RG316 Coax in 24 Inch

**RF Cable Assemblies Technical Data Sheet**

**PE3482-24**

**Electrical Specifications**

Description	Minimum	Typical	Maximum	Units
Frequency Range	DC		1,000	MHz
VSWR			1.5:1	
Capacitance		32 [104.99]		pF/ft [pF/m]
Operating Voltage (AC)			500	Vrms

**Specifications by Frequency**

Description	F1	F2	F3	F4	F5	Units
Frequency	50	100	250	500	1,000	MHz
Insertion Loss (Typ.)	0.35	0.42	0.52	0.68	0.96	dB

Electrical Specification Notes:

The Insertion Loss data above is based on the performance specifications of the coax and connectors used in this assembly. The Insertion Loss includes an estimated insertion loss of 0.1 dB per connector.

**Mechanical Specifications**

**Cable Assembly**

Length*	24 in [609.6 mm]
Weight	0.104 lbs [47.17 g]

**Cable**

Cable Type	RG316
Impedance	50 Ohms
Inner Conductor Type	Stranded
Inner Conductor Material and Plating	Copper Clad Steel, Silver
Dielectric Type	PTFE
Number of Shields	1
Shield Layer 1	Silver Plated Copper Braid
Jacket Material	FEP, Tan
Jacket Diameter	0.098 in [2.49 mm]

Click the following link (or enter part number in "SEARCH" on website) to obtain additional part information including price, inventory and certifications: [BNC Female Bulkhead to BNC Female Bulkhead Cable Using RG316 Coax in 24 Inch PE3482-24](#)



BNC Female Bulkhead to BNC Female Bulkhead  
Cable Using RG316 Coax in 24 Inch

**RF Cable Assemblies Technical Data Sheet**

**PE3482-24**

**Connectors**

Description	Connector 1	Connector 2
Type	BNC Female Bulkhead	BNC Female Bulkhead
Impedance	50 Ohms	50 Ohms
Contact Material and Plating	Brass, Gold	Brass, Gold
Contact Plating Specification	30μ in. minimum	30μ in. minimum
Dielectric Type	PTFE	PTFE
Body Material and Plating	Brass, Nickel	Brass, Nickel
Body Plating Specification	100μ in. minimum	100μ in. minimum

**Environmental Specifications**

**Temperature**

Operating Range -55 to +165 deg C

**Compliance Certifications** (see [product page](#) for current document)

**Plotted and Other Data**

Notes:

- Values at 25°C, sea level.

Click the following link (or enter part number in "SEARCH" on website) to obtain additional part information including price, inventory and certifications: [BNC Female Bulkhead to BNC Female Bulkhead Cable Using RG316 Coax in 24 Inch PE3482-24](#)



## BNC Female Bulkhead to BNC Female Bulkhead Cable Using RG316 Coax in 24 Inch

### RF Cable Assemblies Technical Data Sheet

**PE3482-24**

#### How to Order

Part Number Configuration:

**PE3482**

- **xx**

**uu**

Unit of Measure:

cm = Centimeters

<blank> = Inches

Length

Base Number

Example: PE3482-12 = 12 inches long cable  
PE3482-100cm = 100 cm long cable

BNC Female Bulkhead to BNC Female Bulkhead Cable Using RG316 Coax in 24 Inch from Pasternack Enterprises has same day shipment for domestic and International orders. Our RF, microwave and millimeter wave products maintain a 99.4% availability and are part of the broadest selection in the industry.

Click the following link (or enter part number in "SEARCH" on website) to obtain additional part information including price, inventory and certifications: [BNC Female Bulkhead to BNC Female Bulkhead Cable Using RG316 Coax in 24 Inch PE3482-24](https://www.pasternack.com/bnc-female-bulkhead-to-bnc-female-bulkhead-cable-using-rg316-pe3482-24)

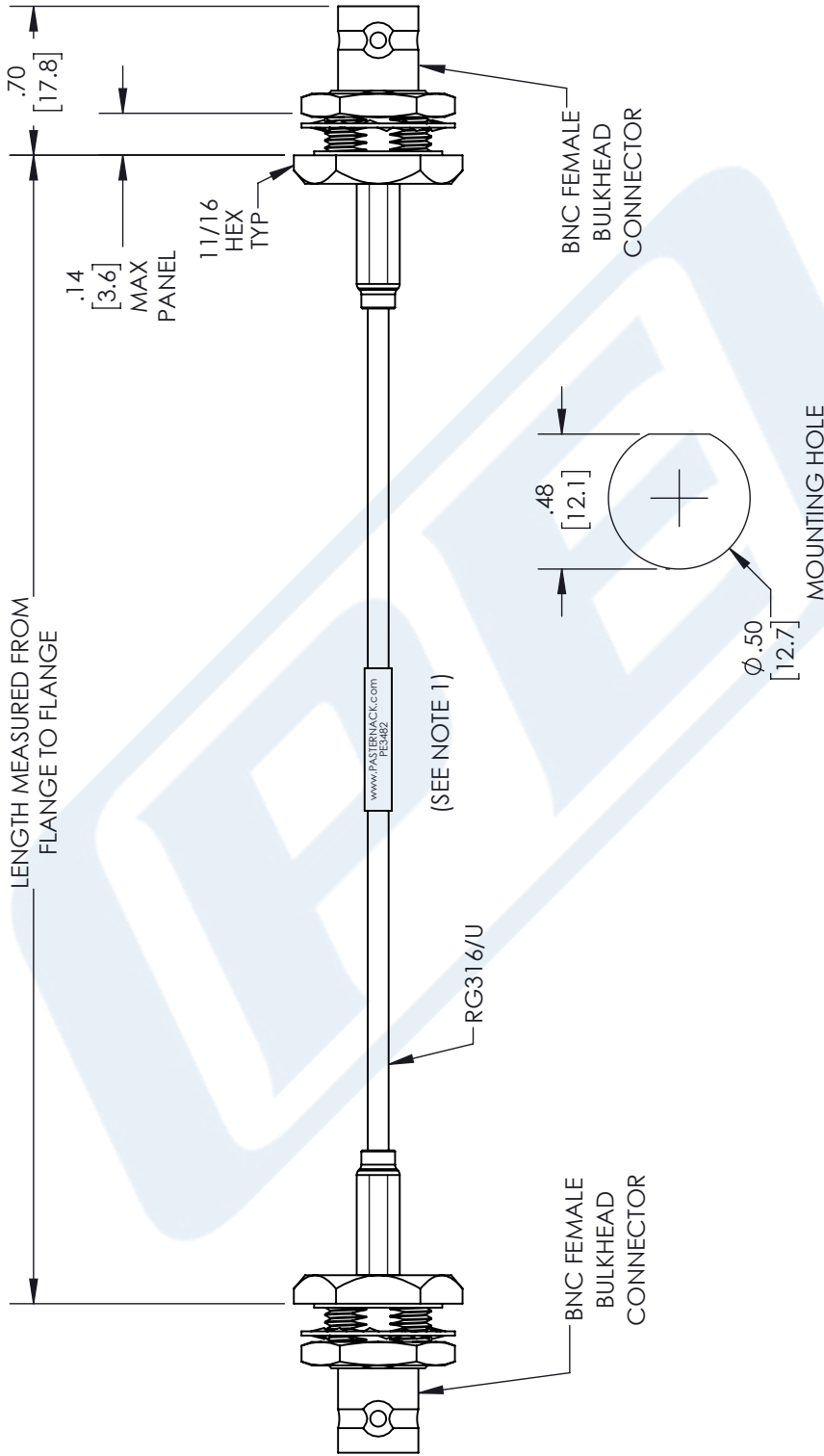
URL: <https://www.pasternack.com/bnc-female-bulkhead-to-bnc-female-bulkhead-cable-using-rg316-pe3482-24-p.aspx>

The information contained in this document is accurate to the best of our knowledge and representative of the part described herein. It may be necessary to make modifications to the part and/or the documentation of the part, in order to implement improvements. Pasternack reserves the right to make such changes as required. Unless otherwise stated, all specifications are nominal. Pasternack does not make any representation or warranty regarding the suitability of the part described herein for any particular purpose, and Pasternack does not assume any liability arising out of the use of any part or documentation.

# PE3482-24 CAD Drawing

BNC Female Bulkhead to BNC Female Bulkhead Cable Using RG316 Coax in 24 Inch

REVISIONS			
REV.	DESCRIPTION	DATE	APPROVED
A	INITIAL RELEASE	08/10/2022	AGANWANI



<p>UNLESS OTHERWISE SPECIFIED LEADING DIMENSIONS ARE INCHES DIMENSIONS IN [ ] ARE MILLIMETERS</p> <p>TOLERANCES:</p> <p>.X = ±.2 [5.08] FRACTIONS ±.1/32          .XX = ±.02 [51] ±.1/32          .XXX = ±.005 [13] ANGLES ± 1°</p> <p>CABLE LENGTH (L), TOLERANCES:          L ≤ 12 [305] = +1 [25] / -0          12 [305] &lt; L ≤ 60 [1524] = +2 [51] / -0          60 [1524] &lt; L ≤ 120 [3048] = +4 [102] / -0          120 [3048] &lt; L ≤ 300 [7620] = +6 [152] / -0          300 [7620] &lt; L = +5% / -0</p> <p>ALL DIMENSIONS SHOWN ARE FOR REFERENCE ONLY.</p>	<p>THIRD-ANGLE PROJECTION</p> <p>THE INFORMATION AND DESIGN IN THIS DOCUMENT IS THE PROPERTY OF PASTERNAK CORPORATION ALL RIGHTS RESERVED.</p> <p>SHEET 1 OF 1</p> <p>SCALE N/A</p>
	<p>ITEM NO. PE3482</p> <p>DRAWN BY BPUCHASKI</p> <p>SIZE A</p> <p>CAGE CODE 53919</p>



Pasternack Enterprises, Inc.  
 P. O. Box 16759, Irvine, CA 92623.  
 Phone: 1.949.261.1920 | 1.866.727.8376  
 Fax: 1.949.261.7451  
 Website: www.pasternack.com  
 E-mail: sales@pasternack.com

NOTES:

1. CABLES 36" AND UNDER HAVE 1 LABEL CENTERED. CABLES OVER 36" HAVE 2 LABELS, ONE AT EACH END 6.0' FROM END OF CONNECTOR

THESE COMMODITIES, TECHNOLOGY OR SOFTWARE WERE EXPORTED FROM THE UNITED STATES IN ACCORDANCE WITH THE EXPORT ADMINISTRATION REGULATIONS. DIVERSION CONTRARY TO U.S. LAW PROHIBITED.