



TNC Male to TNC Male Cable Using RG174 Coax

RF Cable Assemblies Technical Data Sheet

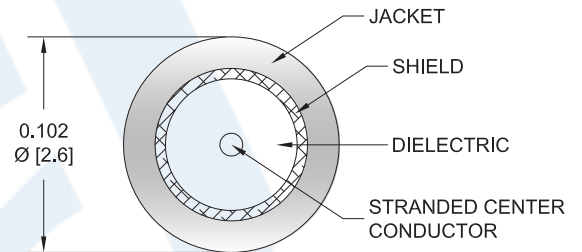
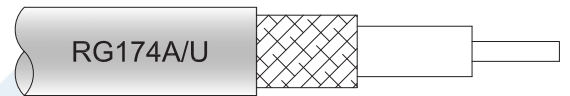
PE3425

Configuration

- Connector 1: TNC Male
- Connector 2: TNC Male
- Cable Type: RG174

Features

- Max Frequency 1 GHz
- 66% Phase Velocity
- PVC Jacket



Applications

- General Purpose
- Laboratory Use

Description

Pasternack's PE3425 TNC male to TNC male cable using RG174 coax is part of our full line of RF components available for same-day shipping. Pasternack's flexible RF cable assemblies are ideal for applications where tight bends and flexure are required. This Pasternack TNC to TNC cable assembly has a male to male gender configuration with 50 ohm flexible RG174 coax. The PE3425 TNC male to TNC male cable assembly operates to 1 GHz.

Custom versions of most RF cable assemblies can be built and shipped same day. Custom cable assembly lengths can be obtained by specifying the desired length on the web site at time of order or by contacting a sales representative. Other available RF cable assembly value added services include connector orientation or clocking, heat shrink booting and custom labeling. RF testing can also be performed to document the electrical performance of your cable assembly.

Click the following link (or enter part number in "SEARCH" on website) to obtain additional part information including price, inventory and certifications: [TNC Male to TNC Male Cable Using RG174 Coax PE3425](#)



TNC Male to TNC Male Cable Using RG174 Coax

RF Cable Assemblies Technical Data Sheet

PE3425

Electrical Specifications

Description	Minimum	Typical	Maximum	Units
Frequency Range	DC		1,000	MHz
VSWR			1.4:1	
Velocity of Propagation		66		%
Capacitance		30.8 [101.05]		pF/ft [pF/m]

Specifications by Frequency

Description	F1	F2	F3	F4	F5	Units
Frequency	50	100	250	500	1,000	MHz
Insertion Loss (Typ.)	0.042	0.084	0.137	0.212	0.32	dB/ft
	0.14	0.28	0.45	0.7	1.05	

Electrical Specification Notes:

Insertion Loss does not include the loss of the connectors. Insertion Loss is estimated as 0.1 dB per connector.

Mechanical Specifications

Cable Assembly

Weight 0.063 lbs [28.58 g]

Cable

Cable Type RG174
 Impedance 50 Ohms
 Inner Conductor Type Stranded
 Inner Conductor Material and Plating Copper Clad Steel
 Dielectric Type PE (LD)
 Number of Shields 1
 Shield Layer 1 Tinned Copper Braid
 Jacket Material PVC, Black
 Jacket Diameter 0.1 in [2.54 mm]

Click the following link (or enter part number in "SEARCH" on website) to obtain additional part information including price, inventory and certifications: [TNC Male to TNC Male Cable Using RG174 Coax PE3425](#)



TNC Male to TNC Male Cable Using RG174 Coax

RF Cable Assemblies Technical Data Sheet

PE3425

Connectors

Description	Connector 1	Connector 2
Type	TNC Male	TNC Male
Specification	MIL-STD-348A	MIL-STD-348A
Impedance	50 Ohms	50 Ohms
Contact Material and Plating	Brass, Gold	Brass, Gold
Contact Plating Specification	30μ in. minimum	30μ in. minimum
Dielectric Type	Teflon	Teflon
Body Material and Plating	Brass, Nickel	Brass, Nickel
Body Plating Specification	100μ in. minimum	100μ in. minimum

Compliance Certifications (see [product page](#) for current document)

Plotted and Other Data

Notes:

- Values at 25°C, sea level.

Click the following link (or enter part number in "SEARCH" on website) to obtain additional part information including price, inventory and certifications: [TNC Male to TNC Male Cable Using RG174 Coax PE3425](#)



TNC Male to TNC Male Cable Using RG174 Coax

RF Cable Assemblies Technical Data Sheet

PE3425

How to Order

Part Number Configuration:

PE3425

- xx

uu

Unit of Measure:
cm = Centimeters
<blank> = Inches
Length
Base Number

Example: PE3425-12 = 12 inches long cable
PE3425-100cm = 100 cm long cable

TNC Male to TNC Male Cable Using RG174 Coax from Pasternack Enterprises has same day shipment for domestic and International orders. Our RF, microwave and millimeter wave products maintain a 99.4% availability and are part of the broadest selection in the industry.

Click the following link (or enter part number in "SEARCH" on website) to obtain additional part information including price, inventory and certifications: [TNC Male to TNC Male Cable Using RG174 Coax PE3425](https://www.pasternack.com/tnc-male-tnc-male-rg174au-cable-assembly-pe3425-p.aspx)

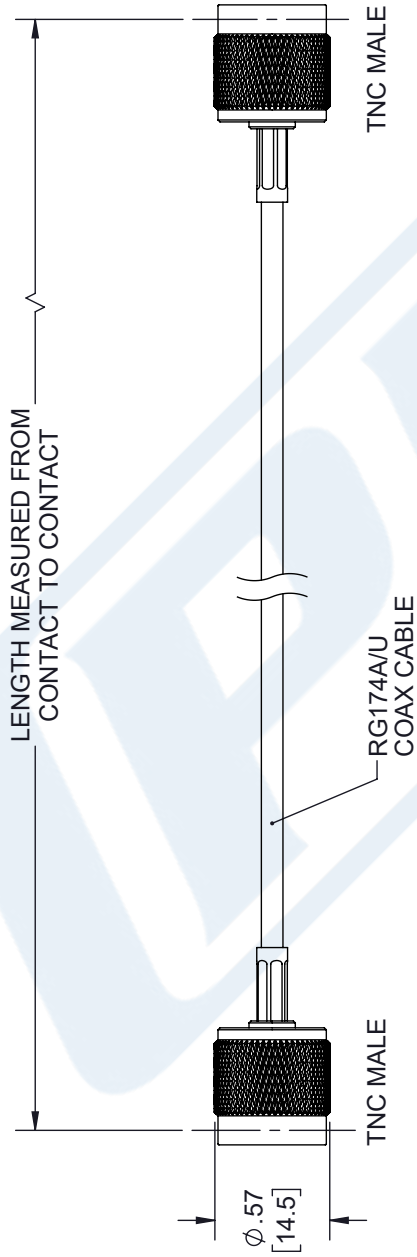
URL: <https://www.pasternack.com/tnc-male-tnc-male-rg174au-cable-assembly-pe3425-p.aspx>

The information contained in this document is accurate to the best of our knowledge and representative of the part described herein. It may be necessary to make modifications to the part and/or the documentation of the part, in order to implement improvements. Pasternack reserves the right to make such changes as required. Unless otherwise stated, all specifications are nominal. Pasternack does not make any representation or warranty regarding the suitability of the part described herein for any particular purpose, and Pasternack does not assume any liability arising out of the use of any part or documentation.

PE3425 CAD Drawing

TNC Male to TNC Male Cable Using RG174 Coax

REVISIONS			
REV.	DESCRIPTION	DATE	APPROVED
B	UPDATE COMPONENTS/FORMAT	3/8/2022	RDELEON



STANDARD LENGTHS	
-12	12"
-24	24"
-36	36"
-48	48"
-60	60"
-XXX	CUSTOM LENGTH IN INCHES

UNLESS OTHERWISE SPECIFIED LEADING DIMENSIONS ARE INCHES DIMENSIONS IN [] ARE MILLIMETERS

TOLERANCES:

.X = ±.2 [.008] FRACTIONS ± 1/32
 .XX = ±.02 [.51] ANGLES ± 1°
 .XXX = ±.005 [.13]

CABLE LENGTH (L) TOLERANCES:

L ≤ 12 [305] = +1 [25] / -0
 12 [305] < L ≤ 60 [1524] = +2 [51] / -0
 60 [1524] < L ≤ 120 [3048] = +4 [102] / -0
 120 [3048] < L ≤ 300 [7620] = +6 [152] / -0
 300 [7620] < L = +5% / -0

ALL DIMENSIONS SHOWN ARE FOR REFERENCE ONLY.

PE PASTERNAK
an INFINITI® brand

Pasternack Enterprises, Inc.
 P. O. Box 16759, Irvine, CA 92623.
 Phone: 1.949.261.1920 | 1.866.727.8376
 Fax: 1.949.261.7451
 Website: www.pasternack.com
 E-mail: sales@pasternack.com

THIRD-ANGLE PROJECTION

THE INFORMATION AND DESIGN IN THIS DOCUMENT IS THE PROPERTY OF PASTERNAK CORPORATION ALL RIGHTS RESERVED.

SHEET 1 OF 1

SCALE N/A

SIZE A

CAGE CODE 53919

DRAWN BY HBAKKE

ITEM NO. PE3425-XX

REV B

THESE COMMODITIES, TECHNOLOGY OR SOFTWARE WERE EXPORTED FROM THE UNITED STATES IN ACCORDANCE WITH THE EXPORT ADMINISTRATION REGULATIONS. DIVERSION CONTRARY TO U.S. LAW PROHIBITED.