



## N Male to N Female Low Loss Test Cable 150 CM Length Using PE-P300LL Coax, RoHS

### RF Cable Assemblies Technical Data Sheet

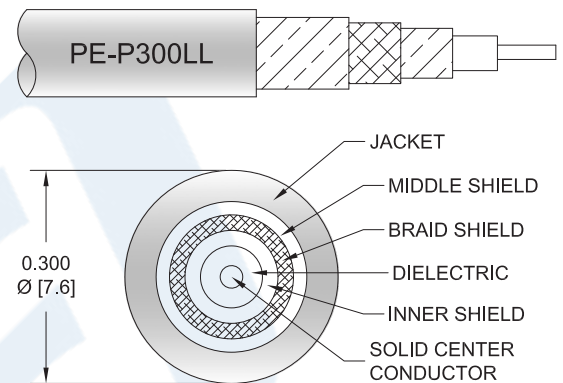
PE331-150CM

#### Configuration

- Connector 1: N Male
- Connector 2: N Female
- Cable Type: PE-P300LL

#### Features

- 83% Velocity of Propagation
- Shielding effectiveness > 95 dB
- Maximum VSWR is < 1.35:1 to 18 GHz
- Minimum Bend Radius of 1.5 inches
- Operating Temperature range of -55 to +125 °C
- ROHS and REACH Compliant
- Same day shipment of custom lengths
- 100% Continuity, Hi-Pot, and RF tested



#### Description

The PE330 high performance test cable's 0.3 inch diameter and 83% phase velocity offer very low loss performance up to 18 GHz. The durable stainless steel connectors and FEP jacket provide a cost effective design ideal for test environments where a rugged cable assembly is required. The series is offered with Type N, TNC, and SMA connectors all rated to 18 GHz. A heavy Duty boot provides improved strain relief and adds to the durability of the cable assemblies. These cable assemblies are built using a double shielded flexible cable, providing excellent shielding effectiveness of greater than 95 dB. All PE330 cable assemblies are 100% Continuity, Hi-POT, and RF tested to published specifications. Custom lengths are built to order and shipped same day.

#### Electrical Specifications

| Description             | Minimum | Typical    | Maximum | Units        |
|-------------------------|---------|------------|---------|--------------|
| Frequency Range         | DC      |            | 18      | GHz          |
| VSWR                    |         |            | 1.35:1  |              |
| Velocity of Propagation |         | 83         |         | %            |
| RF Shielding            | 95      |            |         | dB           |
| Capacitance             |         | 25 [82.02] |         | pF/ft [pF/m] |

#### Specifications by Frequency

| Description           | F1    | F2    | F3  | F4  | F5  | Units |
|-----------------------|-------|-------|-----|-----|-----|-------|
| Frequency             | 1     | 2     | 4.5 | 9   | 18  | GHz   |
| Power Handling (Max.) | 2,900 | 1,350 | 900 | 650 | 400 | Watts |

Electrical Specification Notes:

Click the following link (or enter part number in "SEARCH" on website) to obtain additional part information including price, inventory and certifications: [N Male to N Female Low Loss Test Cable 150 CM Length Using PE-P300LL Coax, RoHS PE331-150CM](#)



## N Male to N Female Low Loss Test Cable 150 CM Length Using PE-P300LL Coax, RoHS

### RF Cable Assemblies Technical Data Sheet

PE331-150CM

Power handling values are calculated based on Cable properties. Power handling will vary based on the actual VSWR of the cable assembly.

#### Mechanical Specifications

##### Cable Assembly

|          |                     |
|----------|---------------------|
| Length*  | 59.055 in [150 cm]  |
| Diameter | 0.875 in [22.23 mm] |

##### Cable

|                                      |                           |
|--------------------------------------|---------------------------|
| Cable Type                           | PE-P300LL                 |
| Impedance                            | 50 Ohms                   |
| Inner Conductor Type                 | Solid                     |
| Inner Conductor Material and Plating | Copper, Silver            |
| Dielectric Type                      | PTFE                      |
| Number of Shields                    | 3                         |
| Shield Layer 1                       | Silver Plated Copper Tape |
| Shield Layer 2                       | Aluminum Polyester        |
| Shield Layer 3                       | Silver Plated Copper Wire |
| Outer Conductor Material and Plating | Copper, Silver            |
| Jacket Material                      | FEP, Green                |
| Jacket Diameter                      | 0.3 in [7.62 mm]          |
| Repeated Minimum Bend Radius         | 1 in [25.4 mm]            |

##### Connectors

| Description                           | Connector 1                | Connector 2                |
|---------------------------------------|----------------------------|----------------------------|
| Type                                  | N Male                     | N Female                   |
| Specification                         |                            | MIL-STD-348                |
| Impedance                             | 50 Ohms                    | 50 Ohms                    |
| Contact Material and Plating          | Beryllium Copper, Gold     | Beryllium Copper, Gold     |
| Contact Plating Specification         | ASTM-B488 50µ In.          | ASTM-B488 50µ In.          |
| Dielectric Type                       | PTFE                       | PTFE                       |
| Outer Conductor Material and Plating  | Passivated Stainless Steel | Passivated Stainless Steel |
| Outer Conductor Plating Specification | SAE-AMS-2700               | SAE-AMS-2700               |
| Body Material and Plating             | Passivated Stainless Steel | Passivated Stainless Steel |
| Body Plating Specification            | SAE-AMS-2700               | SAE-AMS-2700               |
| Coupling Nut Material and Plating     | Passivated Stainless Steel |                            |
| Coupling Nut Plating Specification    | SAE-AMS-2700               |                            |
| Hex Size                              | 3/4 Inch                   |                            |
| Torque                                | 14 in-lbs [1.58 Nm]        |                            |

Click the following link (or enter part number in "SEARCH" on website) to obtain additional part information including price, inventory and certifications: [N Male to N Female Low Loss Test Cable 150 CM Length Using PE-P300LL Coax, RoHS PE331-150CM](#)



N Male to N Female Low Loss Test Cable 150 CM  
Length Using PE-P300LL Coax, RoHS

RF Cable Assemblies Technical Data Sheet

PE331-150CM

Mechanical Specification Notes:

\*All cable assemblies have a length tolerance of 1.5% or  $\pm 3/8"$ , whichever is greater.

**Environmental Specifications**

**Temperature**

Operating Range

-55 to +125 deg C

**Compliance Certifications** (see [product page](#) for current document)

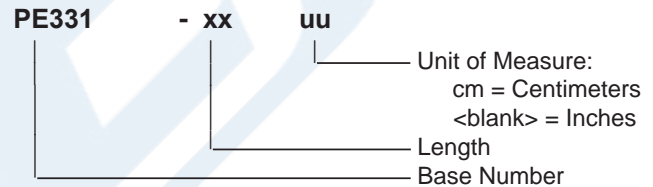
**Plotted and Other Data**

Notes:

- Values at 25°C, sea level.

**How to Order**

Part Number Configuration:



Example: PE331-12 = 12 inches long cable  
PE331-100cm = 100 cm long cable

N Male to N Female Low Loss Test Cable 150 CM Length Using PE-P300LL Coax, RoHS from Pasternack Enterprises has same day shipment for domestic and International orders. Our RF, microwave and millimeter wave products maintain a 99.4% availability and are part of the broadest selection in the industry.

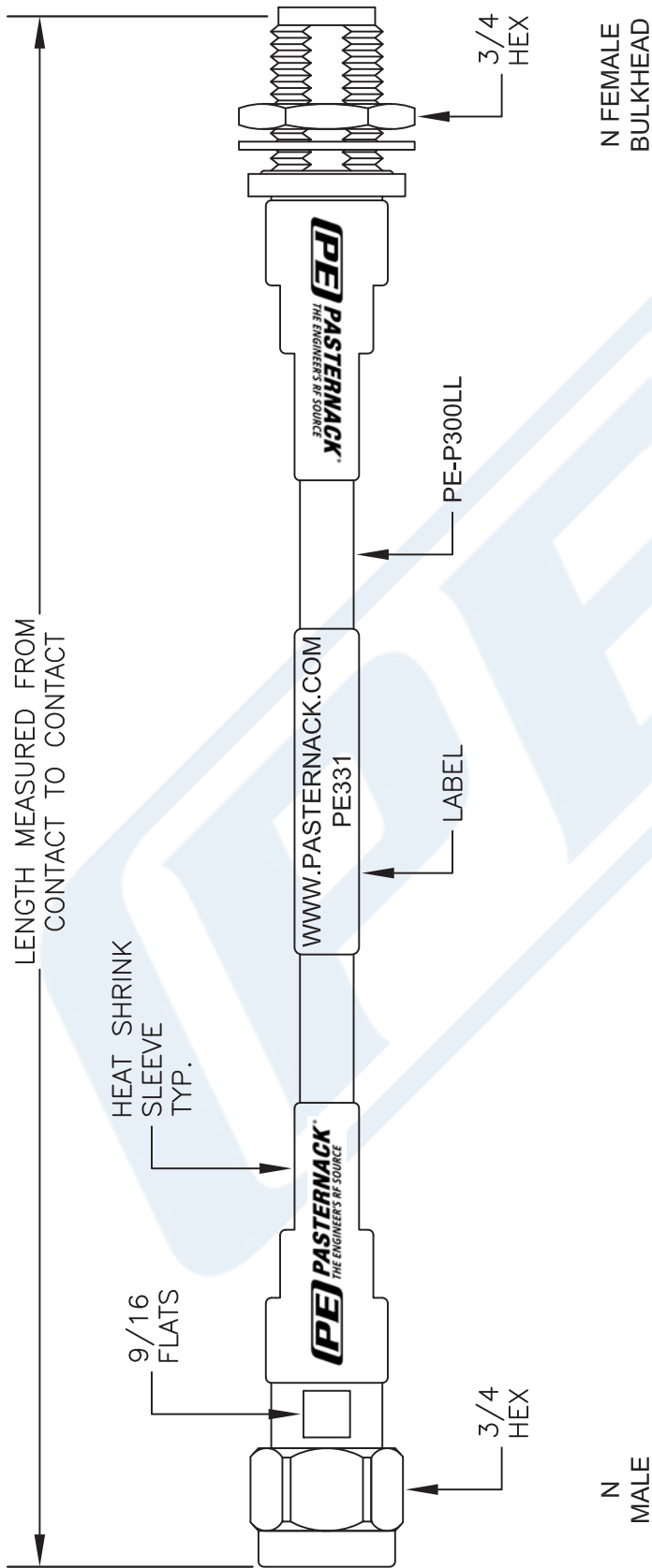
Click the following link (or enter part number in "SEARCH" on website) to obtain additional part information including price, inventory and certifications: [N Male to N Female Low Loss Test Cable 150 CM Length Using PE-P300LL Coax, RoHS PE331-150CM](#)

URL: <https://www.pasternack.com/n-male-n-female-pe-p300ll-cable-assembly-pe331-150cm-p.aspx>

The information contained in this document is accurate to the best of our knowledge and representative of the part described herein. It may be necessary to make modifications to the part and/or the documentation of the part, in order to implement improvements. Pasternack reserves the right to make such changes as required. Unless otherwise stated, all specifications are nominal. Pasternack does not make any representation or warranty regarding the suitability of the part described herein for any particular purpose, and Pasternack does not assume any liability arising out of the use of any part or documentation.

# PE331-150CM CAD Drawing

N Male to N Female Low Loss Test Cable 150 CM Length Using PE-P300LL Coax, RoHS



NOTE: LABEL FOR CABLE LENGTHS 48" OR SHORTER TO BE CENTERED. 48" OR LONGER WILL BE 12" AWAY FROM CONNECTOR.

DWG TITLE

**PE331**

- NOTES:
1. UNLESS OTHERWISE SPECIFIED ALL DIMENSIONS ARE NOMINAL.
  2. ALL SPECIFICATIONS ARE SUBJECT TO CHANGE WITHOUT NOTICE AT ANY TIME.
  3. DIMENSIONS ARE IN INCHES (mm).
  4. LENGTH TOLERANCE IS  $\pm 1.5\%$  OR  $3/8"$ , WHICHEVER IS GREATER.

**PE PASTERNAK**  
 THE ENGINEER'S RF SOURCE  
 Pasternack Enterprises, Inc.  
 P.O. Box 16759 | Irvine | CA | 92623  
 Phone: (949) 261-1920 | Fax: (949) 261-7451  
 Website: www.pasternack.com | E-Mail: sales@pasternack.com

FSCM NO. 53919

CAD FILE 062116

SCALE N/A

SIZE A

2233