



4 Way SMA Power Divider from 4 GHz to 8 GHz Rated at 10 Watts

Power Dividers Technical Data Sheet

PE2018

Features

- 4-Way Power Divider
- Reactive Design
- 4 to 8 GHz Frequency Range
- Max Power 10 Watts (CW)
- Insertion Loss < 0.4 dB
- Isolation > 20 dB

Applications

- Test and Measurement
- Military Communications
- Commercial Communications
- Wireless Communications
- SATCOM

Description

Pasternack carries a wide selection of power dividers to fit your needs. These components are essential in many systems, allowing the combination of multiple signals or splitting of a single signal into multiple signals with equal magnitude and phase. Pasternack's resistive and Wilkinson power dividers come with excellent performance featuring minimal loss, high isolation and low VSWR. They are available in both narrow and broad bandwidths with a variety of connector types such as 2.92mm, BNC, N and SMA.

The PE2018 is a 4-way reactive power divider that operates from 4 to 8 GHz and can handle up to 10 Watts (CW) with 0.4 dB max insertion loss and 20 dB min isolation. The package interface uses SMA female connectors and is REACH and RoHS compliant.

Electrical Specifications

Design: Reactive
Number of Output Ports: 4

Description	Minimum	Typical	Maximum	Units
Frequency Range	4		8	GHz
Impedance		50		Ohms
Input VSWR			1.4:1	
Output VSWR			1.4:1	
Insertion Loss			0.4	dB
Isolation	20			dB
Amplitude Balance			0.5	dB
Phase Balance			6	Degrees
Input Power (CW)			10	Watts

Electrical Specification Notes:
Max input power rated for load VSWR better than 1.20:1.

Click the following link (or enter part number in "SEARCH" on website) to obtain additional part information including price, inventory and certifications: [4 Way SMA Power Divider from 4 GHz to 8 GHz Rated at 10 Watts PE2018](#)



4 Way SMA Power Divider from 4 GHz to 8 GHz Rated at 10 Watts

Power Dividers Technical Data Sheet

PE2018

Mechanical Specifications

Size

Length	2 in [50.8 mm]
Width	2 in [50.8 mm]
Height	0.38 in [9.65 mm]
Weight	0.1173 lbs [53.21 g]

Configuration

Package Type	Connectorized
Input Connector	SMA Female
Output Connectors	SMA Female

Environmental Specifications

Temperature

Operating Range	-25 to +80 deg C
Storage Range	-55 to +150 deg C

Humidity

MIL-STD-202, Method 106 (90% relative humidity, +65°C)

Shock

MIL-STD-202, Method 213/I (100 G's, 6 ms)

Vibration

MIL-STD-202, Method 204/D (10 to 2,000 Hz, 20 G's, 12 hours)

Altitude

MIL-STD-202, Method 105/E (150,000 feet)

Thermal Shock

MIL-STD-202, Method 107/B (-55°C to +85°C)

Compliance Certifications (see [product page](#) for current document)

Plotted and Other Data

Notes:

4 Way SMA Power Divider from 4 GHz to 8 GHz Rated at 10 Watts from Pasternack Enterprises has same day shipment for domestic and International orders. Our RF, microwave and millimeter wave products maintain a 99.4% availability and are part of the broadest selection in the industry.

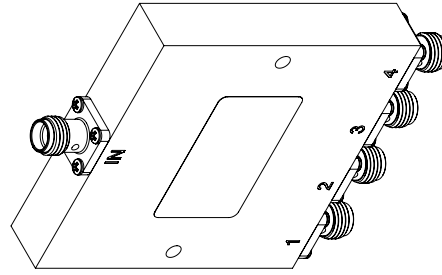
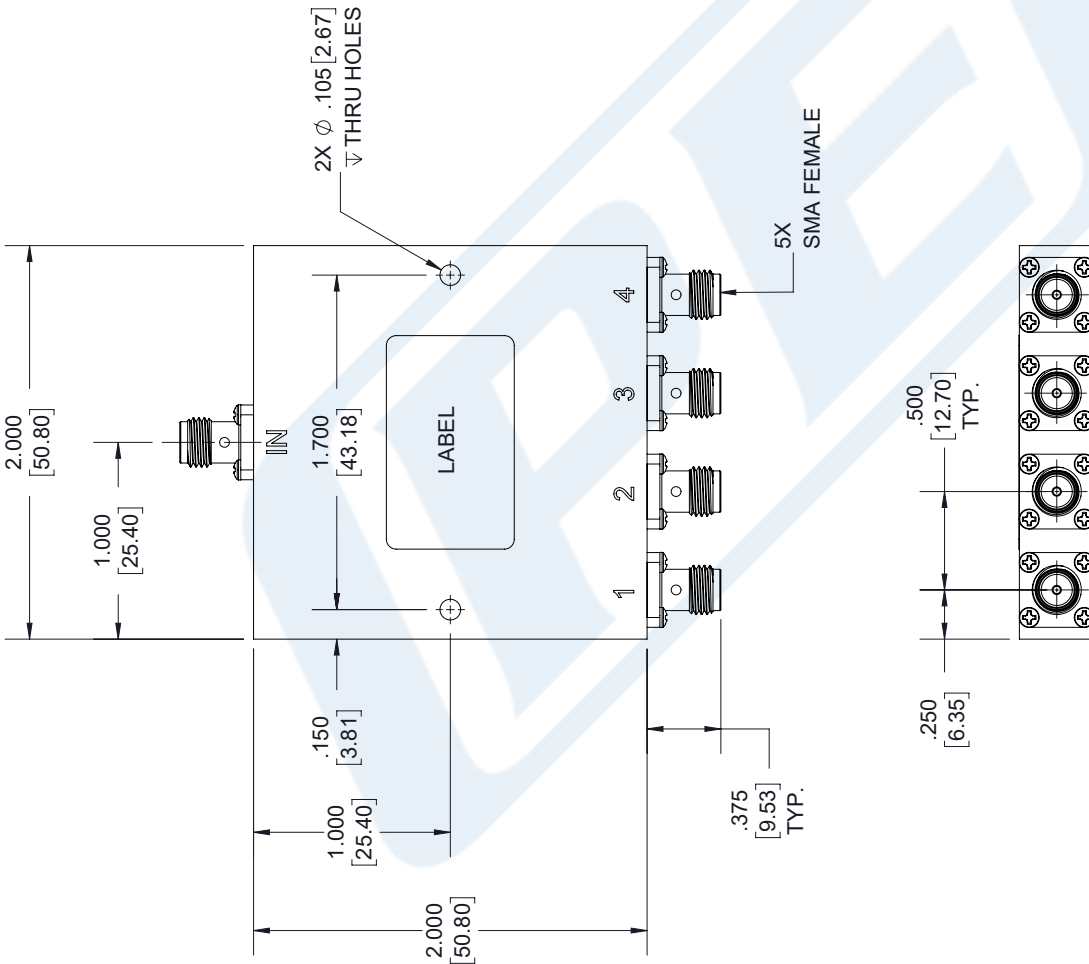

Click the following link (or enter part number in "SEARCH" on website) to obtain additional part information including price, inventory and certifications: [4 Way SMA Power Divider from 4 GHz to 8 GHz Rated at 10 Watts PE2018](#)

URL: <https://www.pasternack.com/4-way-sma-reactive-power-divider-4-ghz-8-ghz-10-watts-pe2018-p.aspx>

The information contained in this document is accurate to the best of our knowledge and representative of the part described herein. It may be necessary to make modifications to the part and/or the documentation of the part, in order to implement improvements. Pasternack reserves the right to make such changes as required. Unless otherwise stated, all specifications are nominal. Pasternack does not make any representation or warranty regarding the suitability of the part described herein for any particular purpose, and Pasternack does not assume any liability arising out of the use of any part or documentation.

PE2018 CAD Drawing

4 Way SMA Power Divider from 4 GHz to 8 GHz Rated at 10 Watts



LABEL

PE PASTERNAK
THE ENGINEER'S RF SOURCE
www.PASTERNAK.com
PE2018
F: 4.0 - 8.0 GHz
SN: XXXXXXXXX

STANDARD TOLERANCES

.X ±0.2
.XX ±0.01
.XXX ±0.005

*STANDARD TOLERANCES APPLY ONLY TO DIMENSIONS IN INCHES



Pasternack Enterprises, Inc.
P.O. Box 16759 | Irvine | CA | 92623
Phone: (949) 261-1920 | Fax: (949) 261-7451
Website: www.pasternack.com | E-Mail: sales@pasternack.com

DWG TITLE

PE2018

CAGE CODE 53919

NOTES:
1. UNLESS OTHERWISE SPECIFIED ALL DIMENSIONS ARE NOMINAL.
2. ALL SPECIFICATIONS ARE SUBJECT TO CHANGE WITHOUT NOTICE AT ANY TIME.
3. DIMENSIONS ARE IN INCHES [mm].

CAD FILE 12/07/18

SCALE N/A

SIZE A

7361