



## 40 dB Variable Gain Amplifier, 15 dBm P1dB, 500 MHz to 2 GHz, 20 dB Gain Control, 4.5 dB NF, SMA

### TECHNICAL DATA SHEET

PE15A7001

The PE15A7001 is an RF amplifier with voltage variable gain control that covers a broadband frequency from 0.5 GHz to 2 GHz. The module provides a continuously variable gain control of 20 dB over the entire frequency band which gives the Designer increased dynamic range and the ability to set signal levels. The low control current (typically less than 10 mA) simplifies control driver requirements. The design incorporates the use of GaAs FET and MMIC fixed-gain modules to provide low noise figure and medium power output over the entire frequency band. Typical performance for the 50 ohm design with 0V gain control includes 45 dB small signal gain, 3.5 dB noise figure, and +18 dBm output P1dB. DC Bias Voltage ranges from +12V to +15V with 250 mA current, and variable gain control voltage ranges from 0V for maximum gain to +5V for minimum gain. The rugged Mil Grade aluminum package supports SMA female connectors, has an operational temperature range of 0°C to +50°C, and is designed to meet a series of environmental conditions including Altitude, Vibration, Humidity, and Shock.

#### Features

- Variable Gain Amplifier
- Frequency Range 0.5 GHz to 2 GHz
- GaAs FET Semiconductor Technology
- Small Signal Gain 45 dB typ
- Variable Gain 20 dB
- Output P1dB +18 dBm typ
- Noise Figure 3.5 dB typ
- DC Voltage +12 to +15 Vdc
- DC Control Voltage 0V to +5V
- 50 Ohm Design
- 0°C to +50°C Operating Temperature
- SMA Female Connectors
- Rugged Mil Grade Aluminum Package Design

#### Applications

- Aerospace & Defense
- Test & Measurement
- Microwave Radio Systems
- Military & Commercial Communication Systems
- Research & Development
- RF Front Ends
- SATCOM
- Wireless Communications
- Unmanned Systems

#### Electrical Specifications (TA = +25°C, DC Voltage = 15Volts, DC Current = 250mA)

Description	Minimum	Typical	Maximum	Units
Frequency Range	0.5		2	GHz
Small Signal Gain	40	45		dB
Gain Flatness			±1.75	dB
Gain Control Range		20		dB
Output at 1 dB Compression Point*	+15	+18		dBm
P1dB at +5V Gain Control		12		dBm
Noise Figure*		3.5	4.5	dB
Input VSWR		1.2:1	2:1	
Output VSWR		1.5:1	2:1	
Operating DC Voltage	12	15	16	Volts
Control Voltage DC	0		5	Volts
Control Current DC		10		mA

Click the following link (or enter part number in "SEARCH" on website) to obtain additional part information including price, inventory and certifications: [40 dB Variable Gain Amplifier, 15 dBm P1dB, 500 MHz to 2 GHz, 20 dB Gain Control, 4.5 dB NF, SMA PE15A7001](#)



40 dB Variable Gain Amplifier, 15 dBm P1dB, 500 MHz to 2 GHz, 20 dB Gain Control, 4.5 dB NF, SMA

## TECHNICAL DATA SHEET

PE15A7001

Operating DC Current	250	320	mA
Max Input Power		0	dBm

### Mechanical Specifications

#### Size

Length	1.39 in [35.31 mm]
Width	1.4 in [35.56 mm]
Height	0.4 in [10.16 mm]
Weight	0.21 lbs [95.25 g]
Input Connector	SMA Female
Output Connector	SMA Female

### Environmental Specifications

#### Temperature

Operating Range	0 to +50 deg C
Storage Range	-40 to +100 deg C
Humidity	MIL-STD-202F, Method 103B, Condition B
Shock	MIL-STD-202F, Method 213B, Condition B
Vibration	MIL-STD-202F, Method 204D, Condition B
Altitude	MIL-STD-204F, Method 105C, Condition B

### Compliance Certifications (see [product page](#) for current document)

Notes:

- \*At 0V Gain Control
- DC Bias to the RF input may damage the Amplifier

### Plotted and Other Data

- Values at +25 °C, sea level

Click the following link (or enter part number in "SEARCH" on website) to obtain additional part information including price, inventory and certifications: [40 dB Variable Gain Amplifier, 15 dBm P1dB, 500 MHz to 2 GHz, 20 dB Gain Control, 4.5 dB NF, SMA PE15A7001](#)

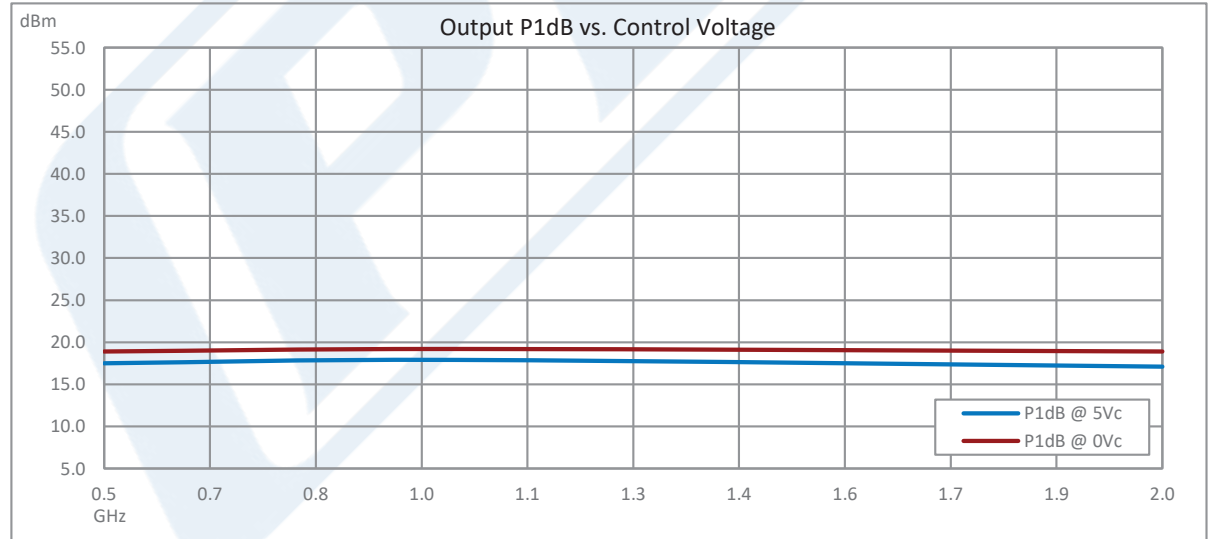
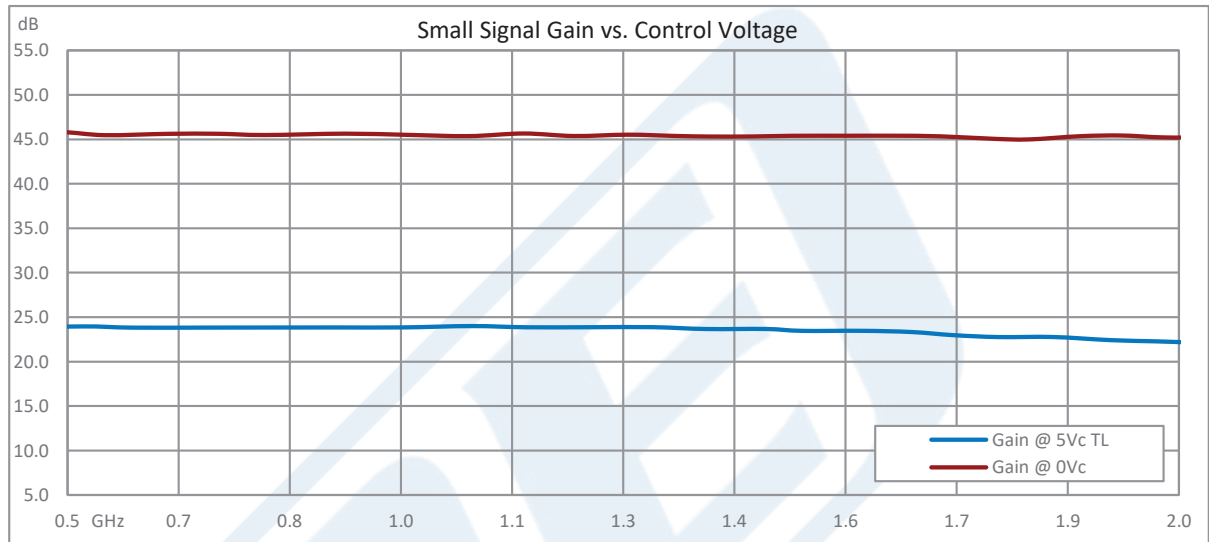


40 dB Variable Gain Amplifier, 15 dBm P1dB, 500 MHz to 2 GHz, 20 dB Gain Control, 4.5 dB NF, SMA

TECHNICAL DATA SHEET

PE15A7001

Typical Performance Data



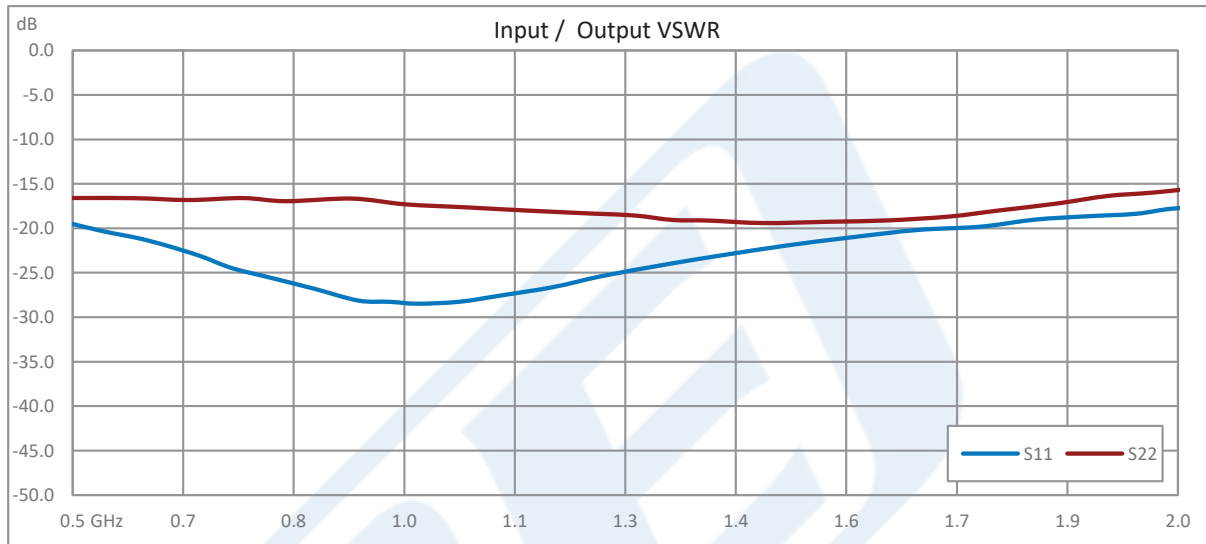
Click the following link (or enter part number in "SEARCH" on website) to obtain additional part information including price, inventory and certifications: [40 dB Variable Gain Amplifier, 15 dBm P1dB, 500 MHz to 2 GHz, 20 dB Gain Control, 4.5 dB NF, SMA PE15A7001](#)



40 dB Variable Gain Amplifier, 15 dBm P1dB, 500 MHz to 2 GHz, 20 dB Gain Control, 4.5 dB NF, SMA

TECHNICAL DATA SHEET

PE15A7001



40 dB Variable Gain Amplifier, 15 dBm P1dB, 500 MHz to 2 GHz, 20 dB Gain Control, 4.5 dB NF, SMA from Pasternack Enterprises has same day shipment for domestic and International orders. Our RF, microwave and millimeter wave products maintain a 99.4% availability and are part of the broadest selection in the industry.

Click the following link (or enter part number in "SEARCH" on website) to obtain additional part information including price, inventory and certifications: [40 dB Variable Gain Amplifier, 15 dBm P1dB, 500 MHz to 2 GHz, 20 dB Gain Control, 4.5 dB NF, SMA PE15A7001](https://www.pasternack.com/40-db-gain-variable-gain-amplifier-sma-pe15a7001-p.aspx)

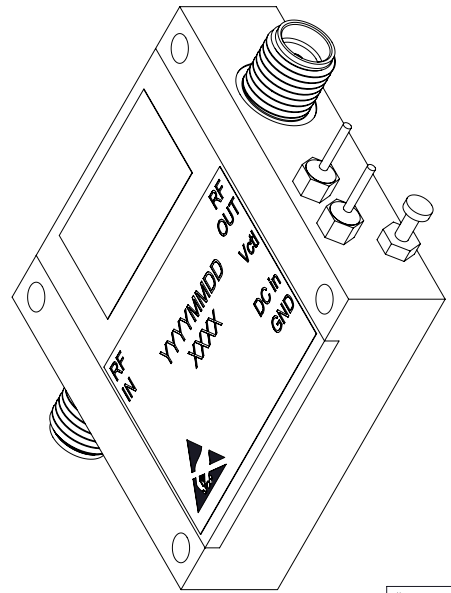
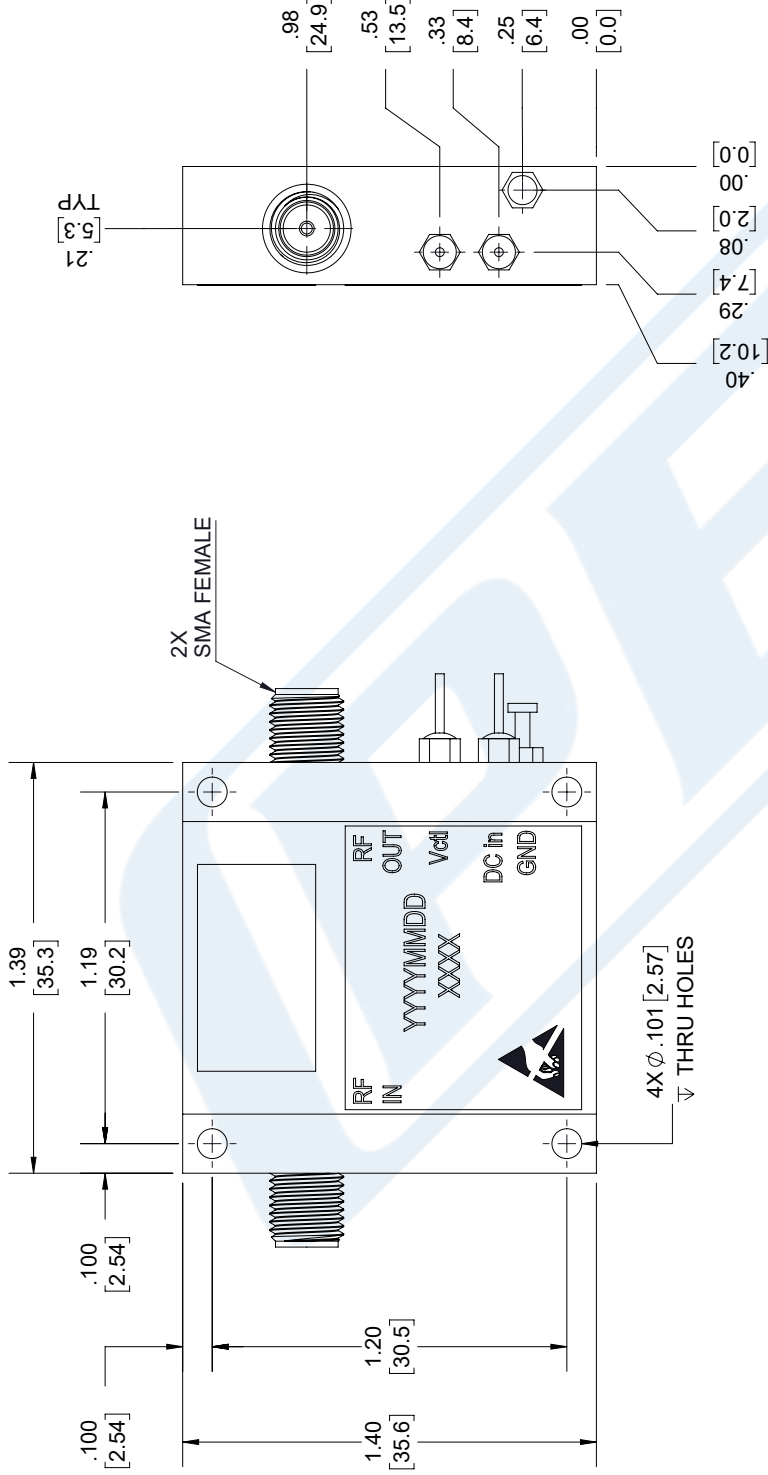
URL: <https://www.pasternack.com/40-db-gain-variable-gain-amplifier-sma-pe15a7001-p.aspx>

The information contained in this document is accurate to the best of our knowledge and representative of the part described herein. It may be necessary to make modifications to the part and/or the documentation of the part, in order to implement improvements. Pasternack reserves the right to make such changes as required. Unless otherwise stated, all specifications are nominal. Pasternack does not make any representation or warranty regarding the suitability of the part described herein for any particular purpose, and Pasternack does not assume any liability arising out of the use of any part or documentation.

# PE15A7001 CAD Drawing

40 dB Variable Gain Amplifier, 15 dBm P1dB, 500 MHz to 2 GHz, 20 dB Gain Control, 4.5 dB NF, SMA

REVISIONS		
REV.	DESCRIPTION	DATE
A	INITIAL RELEASE	9/1/2020
		APPROVED
		T. GALLA



LABEL



THESE COMMODITIES, TECHNOLOGY OR SOFTWARE WERE EXPORTED FROM THE UNITED STATES IN ACCORDANCE WITH THE EXPORT ADMINISTRATION REGULATIONS. DIVERSION CONTRARY TO U.S. LAW PROHIBITED.

UNLESS OTHERWISE SPECIFIED LEADING DIMENSIONS ARE INCHES DIMENSIONS IN [ ] ARE MILLIMETERS

TOLERANCES:

.X = ±.2 [5.08] FRACTIONS ± 1/32  
 .XX = ±.02 [.51] ANGLES ± 1°  
 .XXX = ±.005 [.13] ANGLES ± 1°

CABLE LENGTH (L) TOLERANCES:  
 L ≤ 12 [305] = +1 [25] / -0  
 12 [305] < L ≤ 60 [1524] = +2 [51] / -0  
 60 [1524] < L ≤ 120 [3048] = +4 [102] / -0  
 120 [3048] < L ≤ 300 [7620] = +6 [152] / -0  
 300 [7620] < L = +5% / -0

ALL DIMENSIONS SHOWN ARE FOR REFERENCE ONLY.

**PE PASTERNAK**  
 an INFINIT brand

Pasternack Enterprises, Inc.  
 P. O. Box 16759, Irvine, CA 92623.  
 Phone: 1.949.261.1920 | 1.866.727.8376  
 Fax: 1.949.261.7451  
 Website: www.pasternack.com  
 E-mail: sales@pasternack.com

THIRD-ANGLE PROJECTION

THE INFORMATION AND DESIGN IN THIS DOCUMENT IS THE PROPERTY OF PASTERNAK CORPORATION. ALL RIGHTS RESERVED.

SHEET 1 OF 1  
 SCALE N/A

ITEM NO. PE15A7001  
 DRAWN BY K.DANG  
 CAGE CODE A 53919

REV A