

SPI Frequency Synthesizer, 1 GHz to 6.4 GHz,
 +18 dBm Pout, 1 MHz Step Size, 100 MHz External Reference,
 -90 dBc/Hz Phase Noise, +5 Vdc, SMA

Synthesizers Technical Data Sheet

PE11S3912

Features

- SPI Frequency Synthesizer Module
- Frequency Range 1 GHz to 6.4 GHz
- 5 MHz Output Frequency Step Size
- 100 MHz External Reference
- Output Power > +18 dBm
- Spurious Rejection -62 dBc
- Phase Noise -90 dBc/Hz @ 1 kHz offset
- Hopping Time 300 msec
- DC Bias +5V @ 200 mA
- Operational Temperature Range -40°C to +85°C
- Field Replaceable SMA Female Connectors
- Rugged and small Mil Grade Aluminum Package Design
- Designed to withstand Humidity exposure up to 95% max

Applications

- Signal Generators
- Test & Measurement
- Communication Systems
- EW Systems
- Radar Systems
- Frequency Conversion
- SIGINT
- Microwave Radio Systems
- Research & Development
- SATCOM

Description

The PE11S3912 is a Frequency Synthesizer module that covers a broadband frequency range from 1 GHz to 6.4 GHz and produces > +18 dBm output power. The 50 ohm design provides high resolution with a 1 MHz output frequency step size, and supports a 100 MHz External Reference for design flexibility. Impressive typical performance includes low Spurious Rejection of -62 dBc, and low Phase Noise of -90 dBc/Hz @ 1 kHz offset. Operating Voltage is +5 Vdc with 200 mA current. The rugged ultra small size package design supports field replaceable SMA female connectors and can be drop mounted onto a PWB, with DC bias pins, and a TTL controlled Lock pin. Additional pins for command control functions through a serial peripheral interface (SPI) for signal enable, clock signal, and data. The module operates across a wide temperature range of -40°C to +85°C, and can withstand relative humidity exposure up to 95% maximum.

Electrical Specifications (TA= -40°C to +85°C, Vd1 = 5 V, Id1 = 200 mA)

Mode	Integer/Fractional
Reference	External
Control Interface	Serial, TTL
Prescaler Coefficient	1

Description	Minimum	Typical	Maximum	Units
Frequency Range	1		6.4	GHz
Load Impedance		50		Ohms
Output Power	15	18	20	dBm
Step Size		1		MHz
Phase Locked Speed		< 300		us
Phase Noise @1kHz Offset		-90		dBc/Hz
Spurious		-62		dBc
2nd Harmonic		-12		dBc
Reference Frequency		100		MHz

Click the following link (or enter part number in "SEARCH" on website) to obtain additional part information including price, inventory and certifications: [SPI Frequency Synthesizer, 1 GHz to 6.4 GHz, +18 dBm Pout, 1 MHz Step Size, 100 MHz External Reference, -90 dBc/Hz Phase Noise, +5 Vdc, SMA PE11S3912](#)



SPI Frequency Synthesizer, 1 GHz to 6.4 GHz,
+18 dBm Pout, 1 MHz Step Size, 100 MHz External Reference,
-90 dBc/Hz Phase Noise, +5 Vdc, SMA

Synthesizers Technical Data Sheet

PE11S3912

Reference Power (CW)	0	5	8	dBm
Reference Phase Noise @ 1kHz Offset		-150		dBc/Hz
Operating DC Voltage 1	4.75	5	5.25	V
Operating DC Current 1		200		mA

Mechanical Specifications

Size

Length	1.18 in [29.97 mm]
Width	1.18 in [29.97 mm]
Height	0.4 in [10.16 mm]
Weight	0.05 lbs [22.68 g]

Configuration

Reference Connector	SMA Female Field Replaceable
Output Connector	SMA Female Field Replaceable

Environmental Specifications

Temperature

Operating Range	-40 to 85 deg C
Storage Range	-55 to 85 deg C

Humidity	95%
----------	-----

Compliance Certifications (see [product page](#) for current document)

Plotted and Other Data

Notes:

Click the following link (or enter part number in "SEARCH" on website) to obtain additional part information including price, inventory and certifications: [SPI Frequency Synthesizer, 1 GHz to 6.4 GHz, +18 dBm Pout, 1 MHz Step Size, 100 MHz External Reference, -90 dBc/Hz Phase Noise, +5 Vdc, SMA PE11S3912](#)

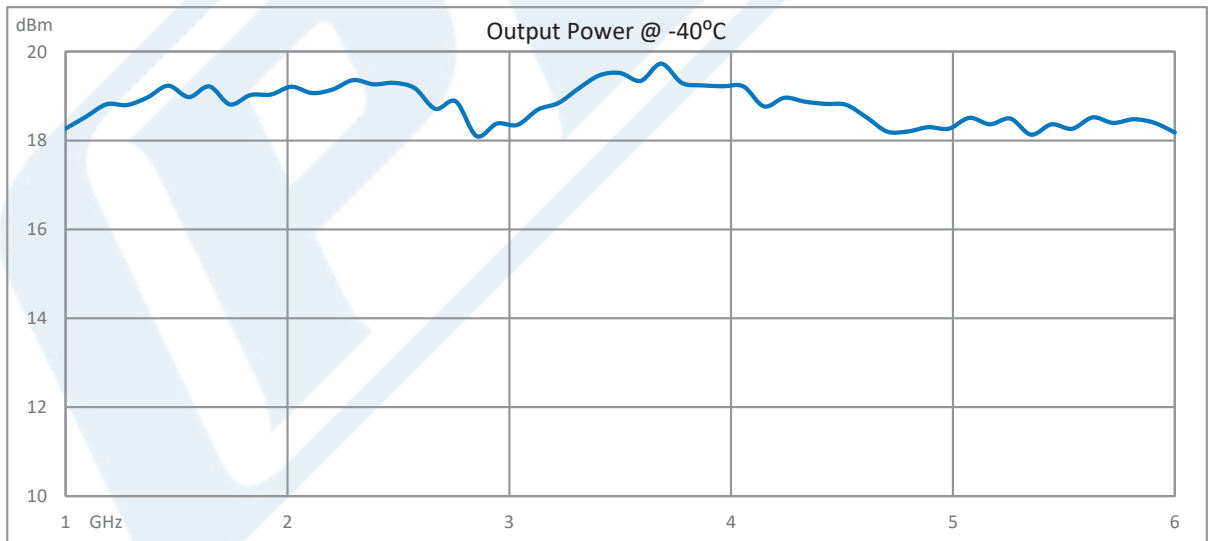
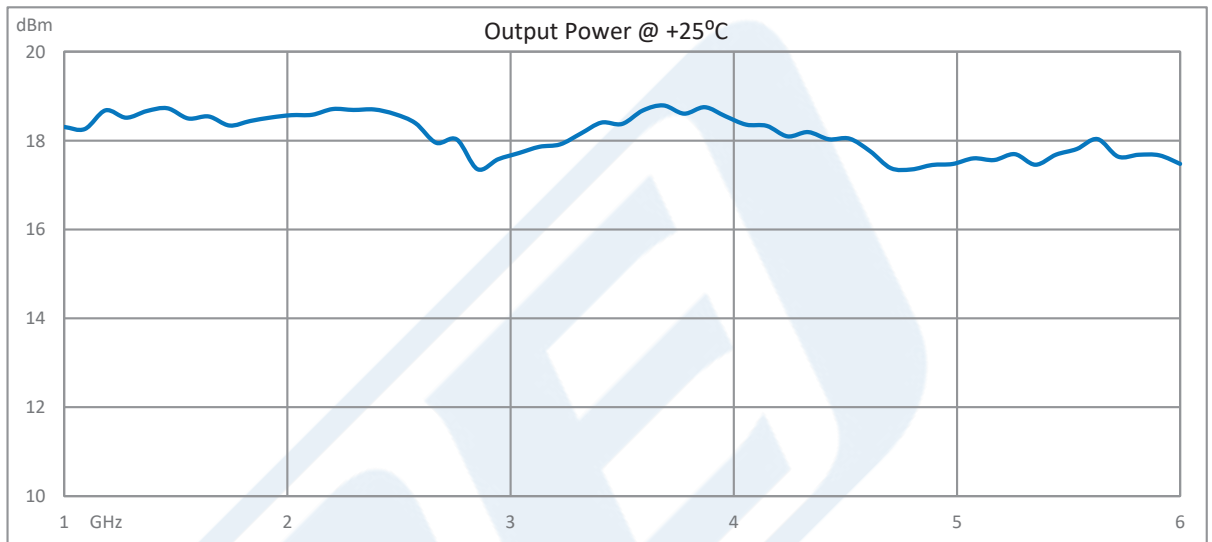


SPI Frequency Synthesizer, 1 GHz to 6.4 GHz,
+18 dBm Pout, 1 MHz Step Size, 100 MHz External Reference,
-90 dBc/Hz Phase Noise, +5 Vdc, SMA


Synthesizers Technical Data Sheet

PE11S3912

Typical Performance Data



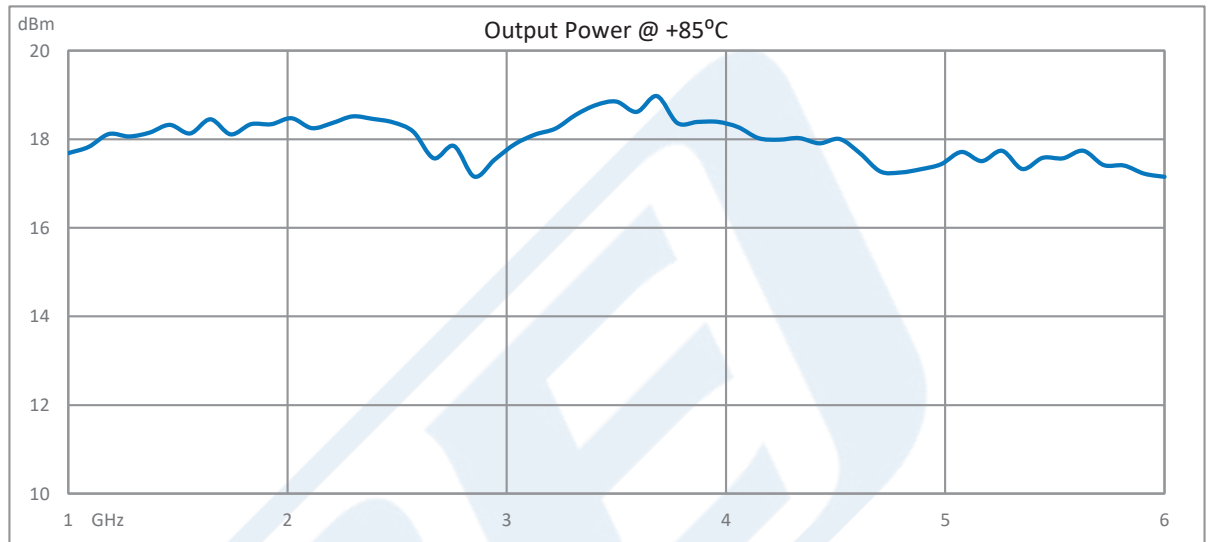
Click the following link (or enter part number in "SEARCH" on website) to obtain additional part information including price, inventory and certifications: [SPI Frequency Synthesizer, 1 GHz to 6.4 GHz, +18 dBm Pout, 1 MHz Step Size, 100 MHz External Reference, -90 dBc/Hz Phase Noise, +5 Vdc, SMA PE11S3912](#)



SPI Frequency Synthesizer, 1 GHz to 6.4 GHz,
+18 dBm Pout, 1 MHz Step Size, 100 MHz External Reference,
-90 dBc/Hz Phase Noise, +5 Vdc, SMA

Synthesizers Technical Data Sheet

PE11S3912



SPI Frequency Synthesizer, 1 GHz to 6.4 GHz, +18 dBm Pout, 1 MHz Step Size, 100 MHz External Reference, -90 dBc/Hz Phase Noise, +5 Vdc, SMA from Pasternack Enterprises has same day shipment for domestic and International orders. Our RF, microwave and millimeter wave products maintain a 99.4% availability and are part of the broadest selection in the industry.

Click the following link (or enter part number in "SEARCH" on website) to obtain additional part information including price, inventory and certifications: [SPI Frequency Synthesizer, 1 GHz to 6.4 GHz, +18 dBm Pout, 1 MHz Step Size, 100 MHz External Reference, -90 dBc/Hz Phase Noise, +5 Vdc, SMA PE11S3912](https://www.pasternack.com/spi-frequency-synthesizer-module-pll-1-6.4-ghz-sma-pe11s3912-p.aspx)

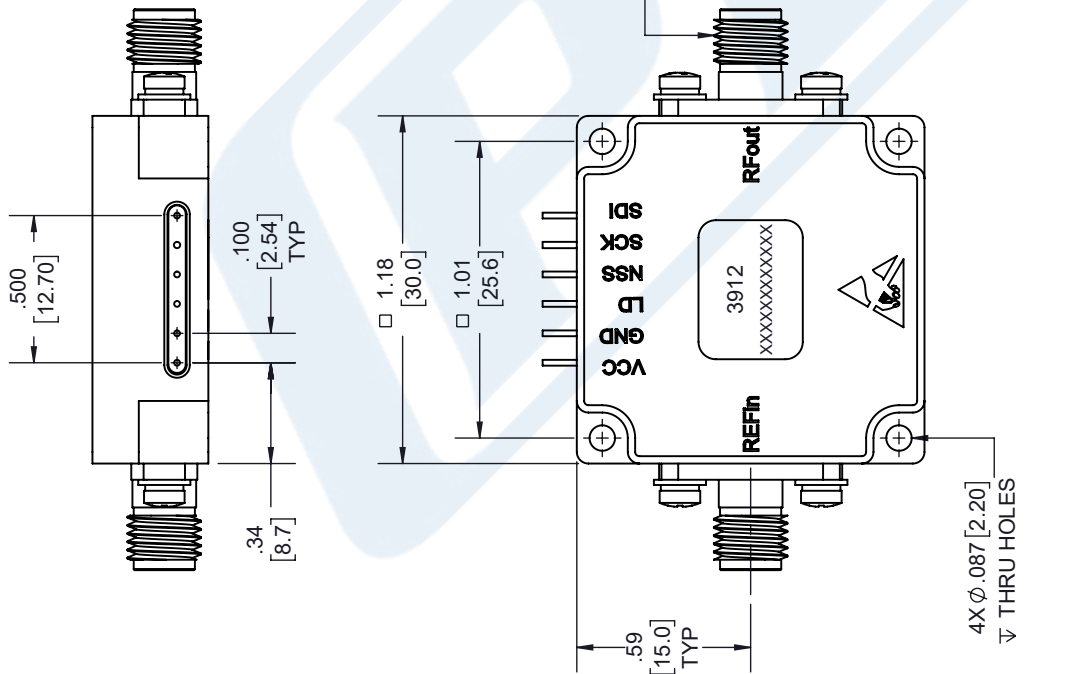
URL: <https://www.pasternack.com/spi-frequency-synthesizer-module-pll-1-6.4-ghz-sma-pe11s3912-p.aspx>

The information contained in this document is accurate to the best of our knowledge and representative of the part described herein. It may be necessary to make modifications to the part and/or the documentation of the part, in order to implement improvements. Pasternack reserves the right to make such changes as required. Unless otherwise stated, all specifications are nominal. Pasternack does not make any representation or warranty regarding the suitability of the part described herein for any particular purpose, and Pasternack does not assume any liability arising out of the use of any part or documentation.

PE11S3912 CAD Drawing

SPI Frequency Synthesizer, 1 GHz to 6.4 GHz, +18 dBm Pout, 1 MHz Step Size, 100 MHz External Reference, -90 dBc/Hz Phase Noise, +5 Vdc, SMA

REVISIONS		
REV.	DESCRIPTION	DATE
A	INITIAL RELEASE	5/8/2022
		APPROVED
		T. GALLA



PIN CONFIGURATION	
1	VCC +5V IN
2	GND
3	LD Lock Directive: High level: Locked Low level: Unlock
4	NSS SPI Enable Signal
5	SCK SPI Clock Signal
6	SDI SPI Data

UNLESS OTHERWISE SPECIFIED LEADING DIMENSIONS ARE INCHES DIMENSIONS IN [] ARE MILLIMETERS

TOLERANCES:
 .X = ±.2 [5.08] FRACTIONS ±.1032
 .XX = ±.02 [.51] ANGLES ± 1°
 .XXX = ±.005 [.13] CABLE LENGTH (L), TOLERANCES:
 L ≤ 12 [305] = +1 [25] / -0
 12 [305] < L ≤ 60 [1524] = +2 [51] / -0
 60 [1524] < L ≤ 120 [3048] = +4 [102] / -0
 120 [3048] < L ≤ 300 [7620] = +6 [152] / -0
 300 [7620] < L = +5% / -0

ALL DIMENSIONS SHOWN ARE FOR REFERENCE ONLY.

THIRD-ANGLE PROJECTION

THE INFORMATION AND DESIGN IN THIS DOCUMENT IS THE PROPERTY OF PASTERNAK CORPORATION ALL RIGHTS RESERVED.

SHEET 1 OF 1

SCALE N/A

REV A

ITEM NO. PE11S3912

DRAWN BY K.DANG

CAGE CODE 53919

an INFINIT® brand

PASTERNAK

Pasternack Enterprises, Inc.
 P. O. Box 16759, Irvine, CA 92623.
 Phone: 1.949.261.1920 | 1.866.727.8376
 Fax: 1.949.261.7451
 Website: www.pasternack.com
 E-mail: sales@pasternack.com

THESE COMMODITIES, TECHNOLOGY OR SOFTWARE WERE EXPORTED FROM THE UNITED STATES IN ACCORDANCE WITH THE EXPORT ADMINISTRATION REGULATIONS. DIVERSION CONTRARY TO U.S. LAW PROHIBITED.