



# USB Frequency Synthesizer Module, Phase Locked Loop (PLL), 35 MHz to 4.4 GHz Output, SMA

## Synthesizers Technical Data Sheet

PE11S3900

### Features

- Wideband Output Frequency
- 35 MHz to 4.4 GHz
- Integer and Fractional operating modes
- Output Power from -20 dBm to +10 dBm typical
- USB 2.0 Interface
- Female SMA output
- USBTMC VISA Compliant
- User Selectable internal reference or externally applied reference
- Small compact package size
- Downloadable User Manual
- Accessory cables included

### Applications

- Signal Generators
- Test Equipment
- Communications Systems
- EW Systems
- Radar Systems
- Frequency Conversion
- OEM Integration into RF Systems
- SIGINT

### Description

The PE11S3900 is a Frequency Synthesizer Module that covers a wide frequency band from 35 MHz to 4.4 GHz with exceptional spurious rejection and phase noise performance. Output power ranges from -20 dBm to +10 dBm typical across the entire frequency band. This high quality signal source has several outstanding features including a USB 2.0 interface that is powered and command controlled directly by a host PC and a Female SMA output connector, and is VISA compliant which enables seamless cross platform use. The synthesizer can be GUI controlled via Windows®, Macintosh®, or Linux® platforms, or with SCPI compliant VISA commands (downloadable user manual), or with other system design software such as LabVIEW®. The compact size makes it ideal for bench top test and measurement use or for radar and communication systems. Frequency resolution of the PE11S3900 is available in integer and fractional operating modes and the User can select between an internal reference (capable of phase locking) or externally applied reference. The module supports integrated phase locked loop (PLL) circuitry that the User can select between an internal reference (capable of phase locking) or externally applied reference. The RF Synthesizer Module comes complete with a USB 2.0 A extension and an SMA male to MMCX plug cable.

### Electrical Specifications (TA= 25°C)

Mode	Integer/Fractional
Reference	Internal (External Optional)
Option(s)	Phase Lock Indicator
Control Interface	USB

Description	Minimum	Typical	Maximum	Units
Frequency Range	0.035		4.4	GHz
Output Power	-20		+10	dBm
Step Size (Fractional Mode)		2.441		KHz
Phase Locked Speed		1		ms
Phase Noise @100kHz Offset		-103		dBc/Hz
2nd Harmonic		-30		dBc
3rd Harmonic		-12		dBc
4th Harmonic		-28		dBc
Reference Frequency	10	50	100	MHz

Click the following link (or enter part number in "SEARCH" on website) to obtain additional part information including price, inventory and certifications: [USB Frequency Synthesizer Module, Phase Locked Loop \(PLL\), 35 MHz to 4.4 GHz Output, SMA PE11S3900](#)



# USB Frequency Synthesizer Module, Phase Locked Loop (PLL), 35 MHz to 4.4 GHz Output, SMA

## Synthesizers Technical Data Sheet

PE11S3900

Reference Power (CW)	+0	+15	dBm
Internal Reference Frequency	50		MHz
Internal Reference Accuracy	0.5		ppm

### Performance by Frequency

Description	F1	F2	F3	Units
Frequency	0.2	2	4	GHz
Phase Noise @ 100 kHz Offset (With Internal Reference)	-117	-108	-103	dBc/Hz

Description	F1	F2	F3	Units
Frequency	.035 to 2.2	2.2 to 4.4		GHz
Step Size (Integer Mode)	25	50		MHz

#### Electrical Specification Notes:

Step size specified under default conditions (a 50 MHz reference input with a reference divider of 1).

### Mechanical Specifications

#### Size

Length	3.3 in [83.82 mm]
Width	0.9 in [22.86 mm]
Height	0.6 in [15.24 mm]
Weight	0.173 lbs [78.47 g]

#### Configuration

Package Type	Connectorized
Reference Connector	MMCX Female
Output Connector	SMA Female
Control Connector	USB Type A - Male
Reference Divider Out Connector	MMCX Female

#### Mechanical Specification Notes:

The USB Type A - Male connector is used for both Power and Control.

### Environmental Specifications

#### Temperature

Operating Range	0 to +55 deg C
Storage Range	-50 to +100 deg C

Click the following link (or enter part number in "SEARCH" on website) to obtain additional part information including price, inventory and certifications: [USB Frequency Synthesizer Module, Phase Locked Loop \(PLL\), 35 MHz to 4.4 GHz Output, SMA PE11S3900](#)



USB Frequency Synthesizer Module, Phase Locked Loop (PLL), 35 MHz to 4.4 GHz Output, SMA

## Synthesizers Technical Data Sheet

PE11S3900

**Compliance Certifications** (see [product page](#) for current document)

### Plotted and Other Data

Notes:

Click the following link (or enter part number in "SEARCH" on website) to obtain additional part information including price, inventory and certifications: [USB Frequency Synthesizer Module, Phase Locked Loop \(PLL\), 35 MHz to 4.4 GHz Output, SMA PE11S3900](#)

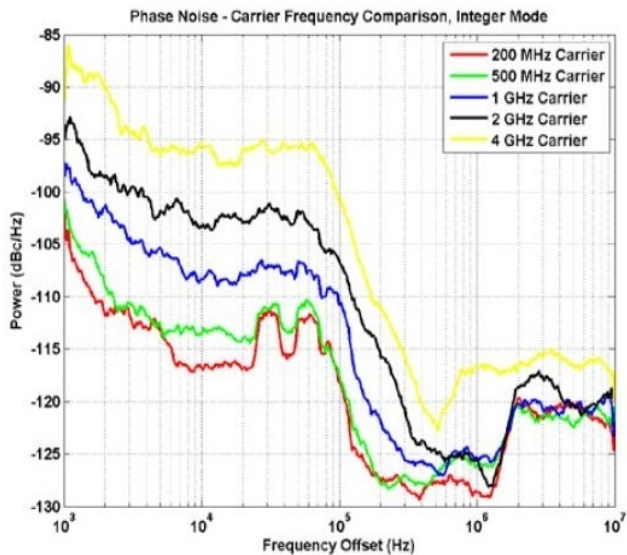
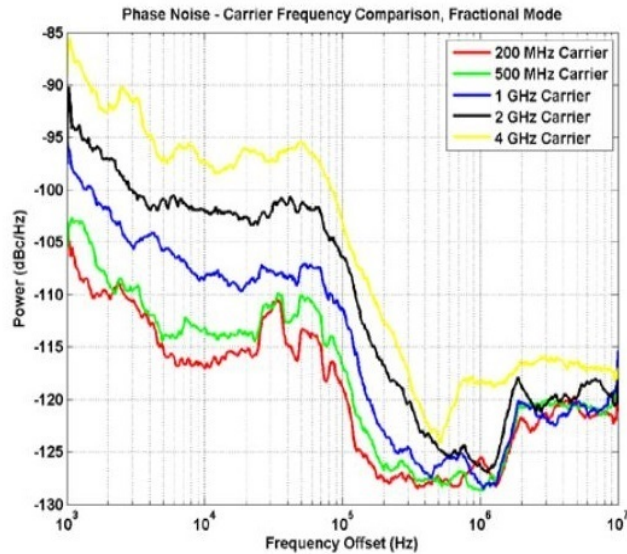


USB Frequency Synthesizer Module, Phase Locked Loop (PLL), 35 MHz to 4.4 GHz Output, SMA

Synthesizers Technical Data Sheet

PE11S3900

Typical Performance Data



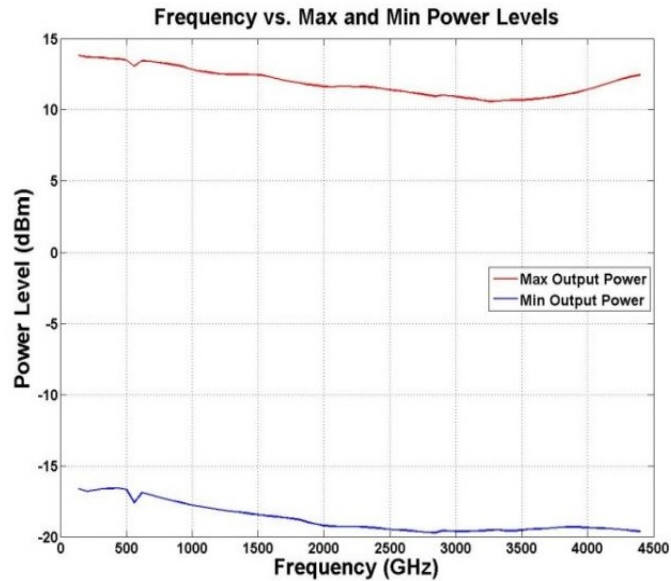
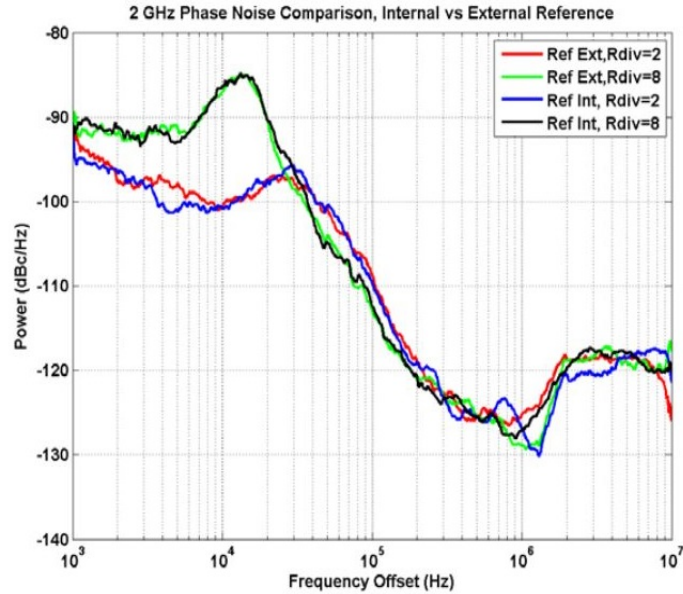
Click the following link (or enter part number in "SEARCH" on website) to obtain additional part information including price, inventory and certifications: [USB Frequency Synthesizer Module, Phase Locked Loop \(PLL\), 35 MHz to 4.4 GHz Output, SMA PE11S3900](#)



USB Frequency Synthesizer Module, Phase Locked Loop (PLL), 35 MHz to 4.4 GHz Output, SMA

Synthesizers Technical Data Sheet

PE11S3900



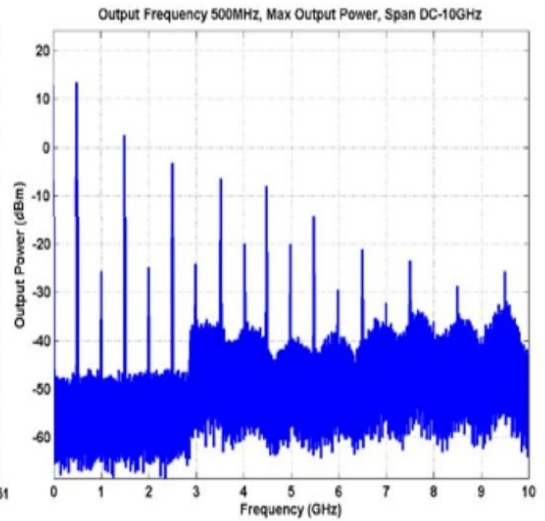
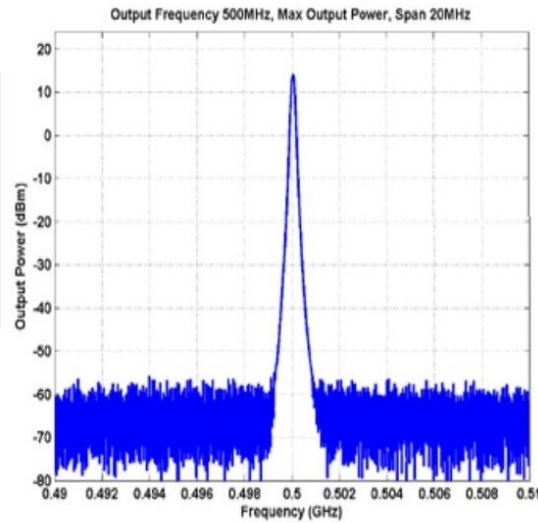
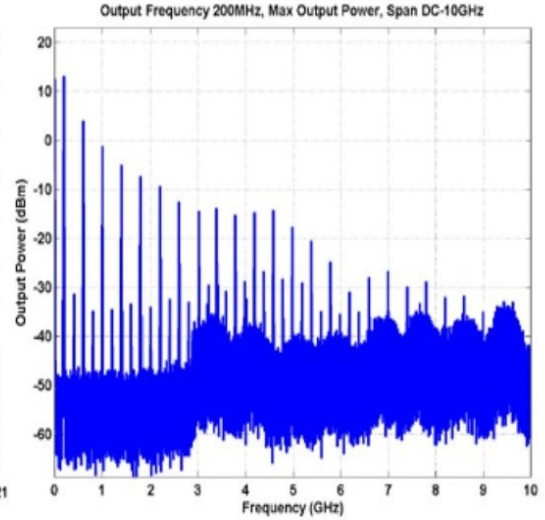
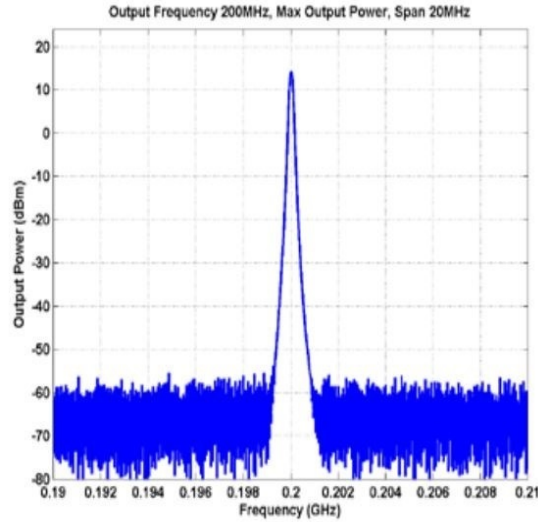
Click the following link (or enter part number in "SEARCH" on website) to obtain additional part information including price, inventory and certifications: [USB Frequency Synthesizer Module, Phase Locked Loop \(PLL\), 35 MHz to 4.4 GHz Output, SMA PE11S3900](#)



USB Frequency Synthesizer Module, Phase Locked Loop (PLL), 35 MHz to 4.4 GHz Output, SMA

Synthesizers Technical Data Sheet

PE11S3900



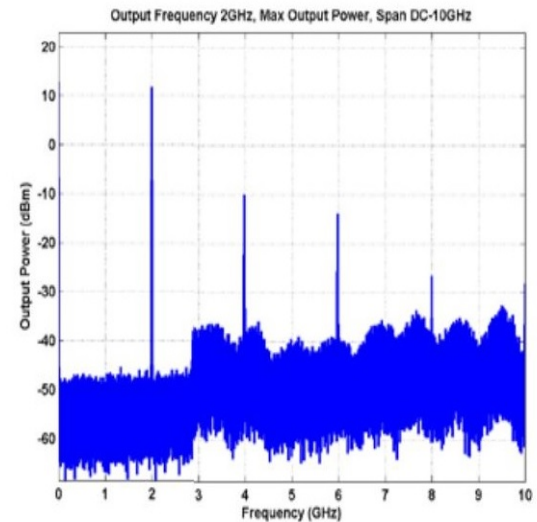
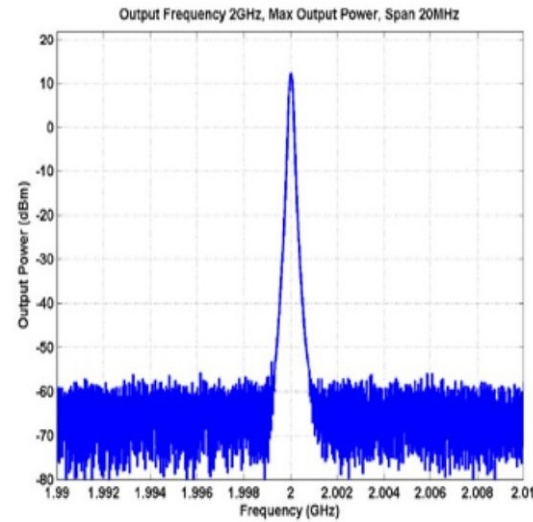
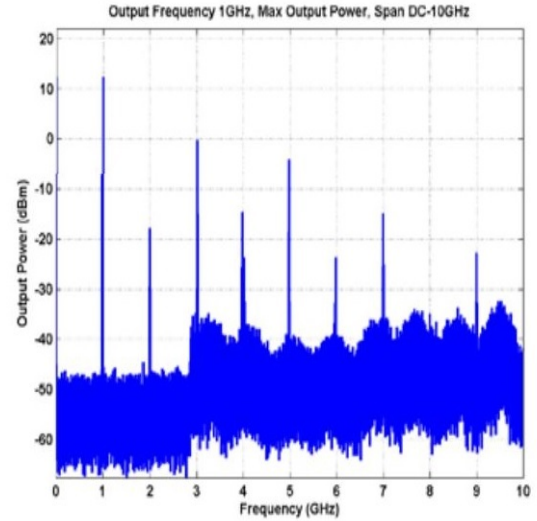
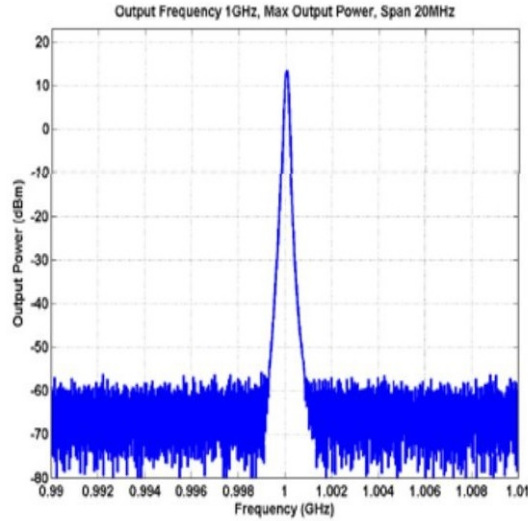
Click the following link (or enter part number in "SEARCH" on website) to obtain additional part information including price, inventory and certifications: [USB Frequency Synthesizer Module, Phase Locked Loop \(PLL\), 35 MHz to 4.4 GHz Output, SMA PE11S3900](#)



USB Frequency Synthesizer Module, Phase Locked Loop (PLL), 35 MHz to 4.4 GHz Output, SMA

Synthesizers Technical Data Sheet

PE11S3900



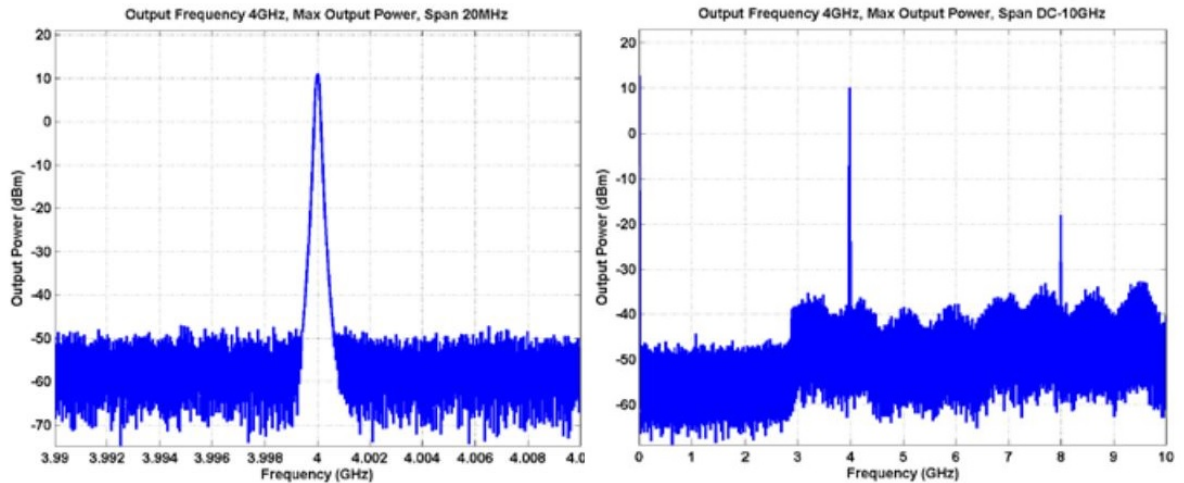
Click the following link (or enter part number in "SEARCH" on website) to obtain additional part information including price, inventory and certifications: [USB Frequency Synthesizer Module, Phase Locked Loop \(PLL\), 35 MHz to 4.4 GHz Output, SMA PE11S3900](#)



USB Frequency Synthesizer Module, Phase Locked Loop (PLL), 35 MHz to 4.4 GHz Output, SMA

Synthesizers Technical Data Sheet

PE11S3900



USB Frequency Synthesizer Module, Phase Locked Loop (PLL), 35 MHz to 4.4 GHz Output, SMA from Pasternack Enterprises has same day shipment for domestic and International orders. Our RF, microwave and millimeter wave products maintain a 99.4% availability and are part of the broadest selection in the industry.

Click the following link (or enter part number in "SEARCH" on website) to obtain additional part information including price, inventory and certifications: [USB Frequency Synthesizer Module, Phase Locked Loop \(PLL\), 35 MHz to 4.4 GHz Output, SMA PE11S3900](https://www.pasternack.com/usb-frequency-synthesizer-module-pll-35-mhz-4.4-ghz-sma-pe11s3900-p.aspx)

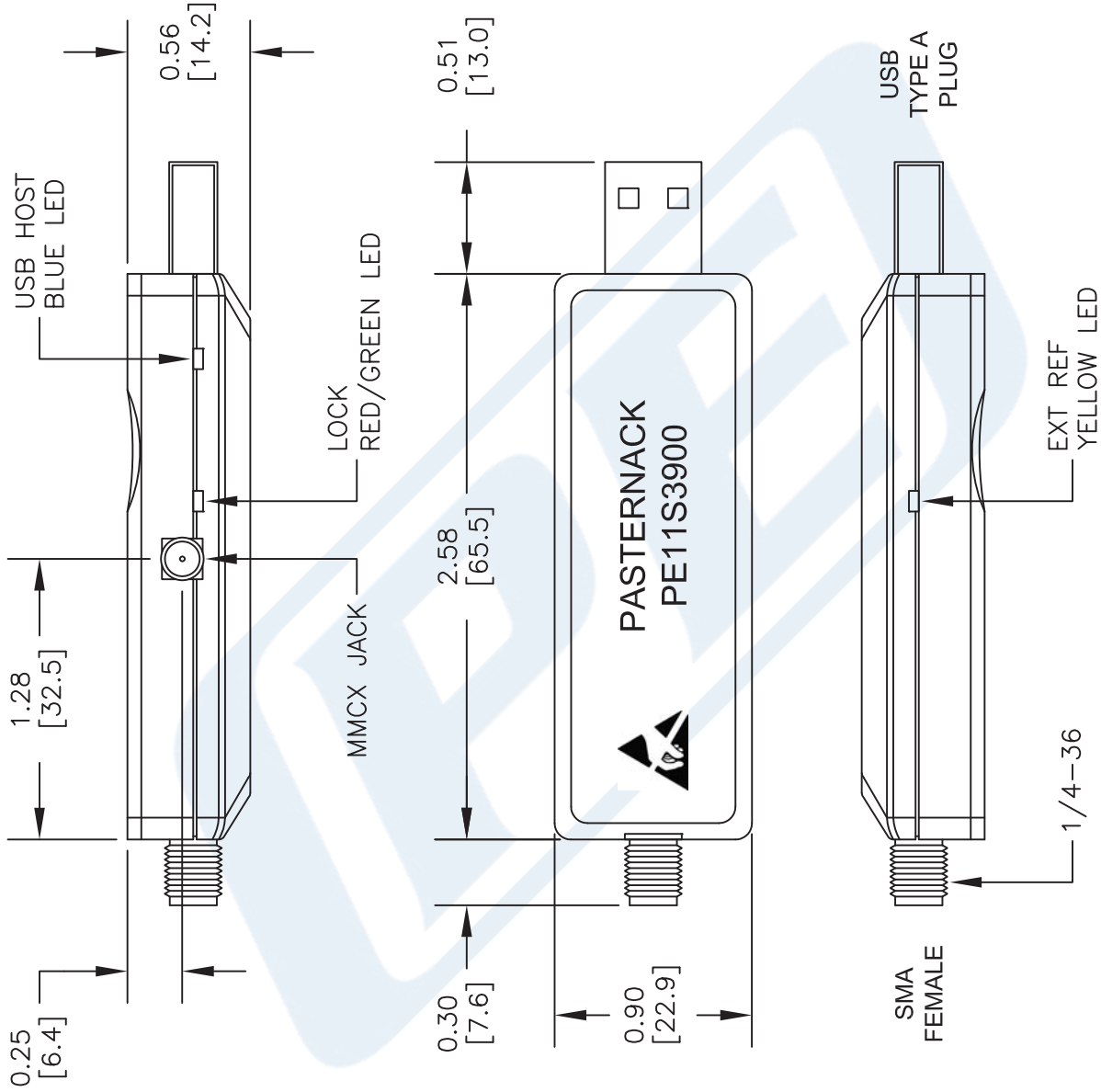
URL: <https://www.pasternack.com/usb-frequency-synthesizer-module-pll-35-mhz-4.4-ghz-sma-pe11s3900-p.aspx>

The information contained in this document is accurate to the best of our knowledge and representative of the part described herein. It may be necessary to make modifications to the part and/or the documentation of the part, in order to implement improvements. Pasternack reserves the right to make such changes as required. Unless otherwise stated, all specifications are nominal. Pasternack does not make any representation or warranty regarding the suitability of the part described herein for any particular purpose, and Pasternack does not assume any liability arising out of the use of any part or documentation.



# PE11S3900 CAD Drawing

USB Frequency Synthesizer Module, Phase Locked Loop (PLL), 35 MHz to 4.4 GHz Output, SMA



**STANDARD TOLERANCES**

- .X ±0.2
- .XX ±0.1
- .XXX ±0.05

\*STANDARD TOLERANCES APPLY ONLY TO DIMENSIONS IN INCHES

**(PE) PASTERNAK®**  
 THE ENGINEER'S RF SOURCE  
 Pasternack Enterprises, Inc.  
 P.O. Box 16759 | Irvine | CA | 92623

Phone: (949) 261-1920 | Fax: (949) 261-7451  
 Website: www.pasternack.com | E-Mail: sales@pasternack.com

DWG TITLE

**PE11S3900**

FSCM NO. 53919

NOTES:  
 1. UNLESS OTHERWISE SPECIFIED ALL DIMENSIONS ARE NOMINAL.  
 2. ALL SPECIFICATIONS ARE SUBJECT TO CHANGE WITHOUT NOTICE AT ANY TIME.  
 3. DIMENSIONS ARE IN INCHES [mm].

CAD FILE 102616

SCALE N/A

SIZE A

2233