



WR-10 Instrumentation Grade Waveguide H-Bend with UG-387/U-M Flange Operating from 75 GHz to 110 GHz

TECHNICAL DATA SHEET

PE-W10B002A

PE-W10B002A is a WR-10 waveguide bend that is a H-Plane Bend type with a UG-387/U-M Round Cover flange. This WR-10 H-Bend waveguide with UG-387/U-M flange from Pasternack is Instrumentation grade. Our WR-10 Instrumentation grade waveguide bend has a minimum frequency of 75 GHz and a maximum frequency of 110 GHz. WR-10 waveguide bend PE-W10B002A is part of over 40,000 RF, microwave and millimeter wave components available from Pasternack. This Instrumentation grade WR-10 H-Bend waveguide with UG-387/U-M flange can ship worldwide the same day as it is purchased as with our other available RF parts.

- WR-10 Waveguide H-Plane Bend
- UG-387/U-M Round Cover Flange
- 75 GHz to 110 GHz Frequency Ranges
- Comprehensive waveguide offerings also includes Waveguide Sections, Waveguide to Coax Adapters, Filters, Terminations, and more.

Electrical Specifications

Description	Minimum	Typical	Maximum	Units
Frequency Range	75		110	GHz
VSWR		1.15:1		
Insertion Loss			0.3	dB

Mechanical Specifications

Waveguide Size WR-10
Waveguide Design Instrumentation Grade

Description	Flange 1	Waveguide	Flange 2
Flange Type	Round Cover		Round Cover
Flange Designation	UG-387/U-M	WR-10	UG-387/U-M
Material	Brass	Oxygen Free Hard Copper	Brass
Plating	Gold	Gold	Gold

Size
Weight 0.058 lbs [26.31 g]

Compliance Certifications (see [product page](#) for current document)

Plotted and Other Data

Notes:

Click the following link (or enter part number in "SEARCH" on website) to obtain additional part information including price, inventory and certifications: WR-10 Instrumentation Grade Waveguide H-Bend with UG-387/U-M Flange Operating from 75 GHz to 110 GHz PE-W10B002A



WR-10 Instrumentation Grade Waveguide H-Bend with UG-387/U-M Flange Operating from 75 GHz to 110 GHz

TECHNICAL DATA SHEET

PE-W10B002A

WR-10 Instrumentation Grade Waveguide H-Bend with UG-387/U-M Flange Operating from 75 GHz to 110 GHz from Pasternack Enterprises has same day shipment for domestic and International orders. Our RF, microwave and millimeter wave products maintain a 99.4% availability and are part of the broadest selection in the industry.

Click the following link (or enter part number in "SEARCH" on website) to obtain additional part information including price, inventory and certifications: [WR-10 Instrumentation Grade Waveguide H-Bend with UG-387/U-M Flange Operating from 75 GHz to 110 GHz PE-W10B002A](https://www.pasternack.com/wr-10-waveguide-h-bend-ug-387-m-flange-75-110-ghz-pe-w10b002a-p.aspx)

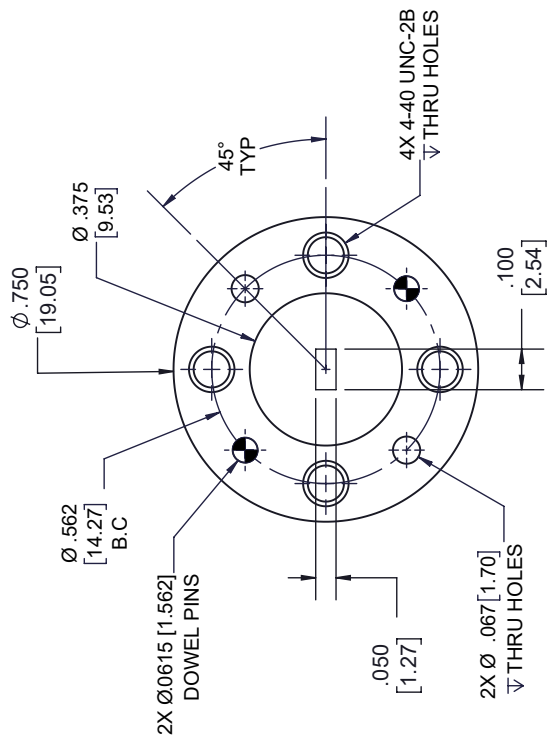
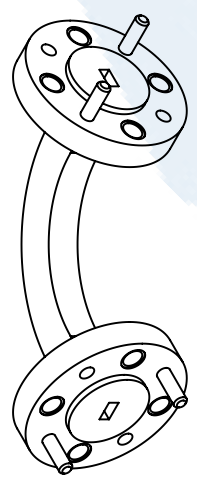
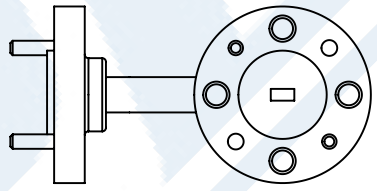
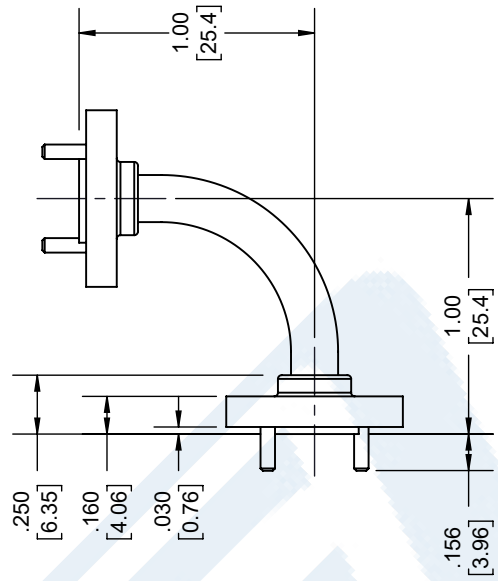
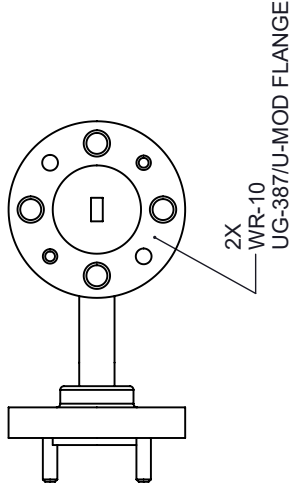
URL: <https://www.pasternack.com/wr-10-waveguide-h-bend-ug-387-m-flange-75-110-ghz-pe-w10b002a-p.aspx>

The information contained in this document is accurate to the best of our knowledge and representative of the part described herein. It may be necessary to make modifications to the part and/or the documentation of the part, in order to implement improvements. Pasternack reserves the right to make such changes as required. Unless otherwise stated, all specifications are nominal. Pasternack does not make any representation or warranty regarding the suitability of the part described herein for any particular purpose, and Pasternack does not assume any liability arising out of the use of any part or documentation.

PE-W10B002A CAD Drawing

WR-10 Instrumentation Grade Waveguide H-Bend with UG-387/U-M Flange Operating from 75 GHz to 110 GHz

REVISIONS			
REV.	DESCRIPTION	DATE	APPROVED
A	INITIAL RELEASE	08/24/2022	S. PONG



PE PASTERNAK
 an INFINITE brand

Pasternack Enterprises, Inc.
 P.O. Box 16759, Irvine, CA 92623.
 Phone: 1.949.261.1920 | 1.866.727.8376
 Fax: 1.949.261.7451
 Website: www.pasternack.com
 E-mail: sales@pasternack.com

THIRD-ANGLE PROJECTION
 THE INFORMATION AND DESIGN IN THIS DOCUMENT IS THE PROPERTY OF PASTERNAK CORPORATION ALL RIGHTS RESERVED.
 SHEET 1 OF 1
 SCALE N/A

UNLESS OTHERWISE SPECIFIED LEADING DIMENSIONS ARE INCHES DIMENSIONS IN [] ARE MILLIMETERS

TOLERANCES:
 .X = ±.2 [5.08] FRACTIONS ±.1032
 .XX = ±.02 [.51] ANGLES ± 1°
 .XXX = ±.005 [.13] CABLE LENGTH (L), TOLERANCES:
 L ≤ 12 [305] = +1 [25] / -0
 12 [305] < L ≤ 60 [1524] = +2 [51] / -0
 60 [1524] < L ≤ 120 [3048] = +4 [102] / -0
 120 [3048] < L ≤ 300 [7620] = +6 [152] / -0
 300 [7620] < L = +5% / -0

ALL DIMENSIONS SHOWN ARE FOR REFERENCE ONLY.

SIZE	CAGE CODE	DRAWN BY	ITEM NO.
A	53919	K.DANG	PE-W10B002A

THESE COMMODITIES, TECHNOLOGY OR SOFTWARE WERE EXPORTED FROM THE UNITED STATES IN ACCORDANCE WITH THE EXPORT ADMINISTRATION REGULATIONS. DIVERSION CONTRARY TO U.S. LAW PROHIBITED.